



Jefferson County Health Department

Board of Trustees Meeting Tentative Agenda- June 25, 2026

1515 Peach Tree Plaza Ct., Hillsboro, MO 63050

LIVE Broadcast Available VIA YouTube @jeffersoncountyhealthdepar4619

NOTICE TO BOARD AND ALL ATTENDEES: The Board's meeting will be open for physical attendance by the public and the public may virtually attend the meeting via the above-referenced link. In addition, anyone wishing to have a comment read to the Board during the meeting should email same to the attention of the Chair at least twenty-four (24) hours in advance to communications@jeffcohealth.org. Requests for information contained in records may be referred by the Chair to the Custodian of Records to process as a Sunshine Law request.

- I. Call to Order-** Mr. Timothy Pigg, Chairperson
- II. Pledge of Allegiance**
- III. Roll Call-** Ms. Jeana Vidacak, Recording Secretary
- IV. Reading of the JCHC Mission, Vision, and Purpose-** Ms. Tammy Stidem, Trustee
 - a. **Mission:** Promote positive health outcomes through delivery of foundational public health services.
 - b. **Vision:** A healthy Jefferson County.
 - c. **Purpose of the Health Center – RSMO 205.050** - The JCHD is established, maintained, and operated for the improvement of health of all inhabitants of Jefferson County.
- V. Call for the Orders of the Day-** Mr. Timothy Pigg, Chairperson
 - a. Approval of Agenda
 - b. **Welcome of Guests**
- VI. Approval of Minutes and Expenditures-** Mr. Timothy Pigg, Chairperson
 - a. Approval of May 28, 2026, Meeting Minutes
 - b. Approval of May Expenditures
 - c. Approval of May 2026 Electronic Payments
 - d. Pre-Approval of July 2026 Electronic Payments



VII. Public Health Report

- a. **Director's Report – Mr. Steve Sikes, Executive Director**
- b. **JCHD Investment Report – Mr. Jeff McKenna, Enterprise Bank**
- c. **Board of Trustees questions on Program reports**

VIII. Public Comments

"Pursuant to Resolution 05-15-01, any person who desires to make public comment shall, prior to the meeting, submit a speaker's request to include the speaker's name, address and subject matter to the Board. Upon being recognized by the Board Chair, such person may speak on any topic relevant to the business of the JCHC as set forth on the Speaker Request Form. In the interest of fairness to other persons wishing to speak and to other individuals or groups having business before the Board, each speaker shall limit comments to five (5) minutes; however, if a large number of people wish to speak, the speaking time may be shortened by the Board Chair to no less than three (3) minutes per speaker. Each speaker may only speak once and may not yield/credit his/her time to another speaker. The Board Chair shall let the speaker know that their time has expired, and the speaker shall stop speaking. Each person who desires to make a public comment shall do so in an orderly manner and shall not engage in conduct that disrupts, disturbs, or otherwise impedes the orderly conduct of the Board meeting. Any person who so disrupts, disturbs, or otherwise impedes the meeting, shall, at the discretion of the Board Chair, be subject to the removal from that meeting."

IX. Old Business- Mr. Timothy Pigg, Chairperson

X. New Business- Mr. Timothy Pigg, Chairperson

- a. **CDC and FDA updates**
- b. **Entertain topics for next agenda by Trustees** (limit to 3 topics, requires a second to place item on next agenda)
- c. **Act on recommendation from Executive Director for sale of 405 Main St., Hillsboro building (after closed session).**

XI. Closed Session

A part of the meeting with closed meeting, closed record and closed vote may be conducted by the Board of Trustees relating to legal action, causes of action or litigation involving the Jefferson County Health Department [610.021 (1)], any confidential or privileged communications between the Board of Trustees of the Jefferson County Health Department or its representatives and its attorneys [610.021 (1)], leasing, purchase or sale of real estate by a public governmental body where public knowledge of the transaction might adversely affect the legal consideration therefor [610.021 (2)], and records which are protected from disclosure by law [610.021 (14)].



a. Approval of May 28, 2026, Closed Session Meeting Minutes

XII. Adjournment

***Underlined items will require a vote** ANY ITEMS MAY BE TAKEN OUT OF SEQUENCE AT THE DISCRETION OF THE BOARD OF TRUSTEES. ANY AGENDA ITEMS NOT PREVIOUSLY RESOLVED MAY BE BROUGHT UP FOR DISCUSSION AND APPROPRIATE ACTION AT THE DISCRETION OF THE BOARD. IN THE CASE OF AN EMERGENCY OF THE JEFFERSON COUNTY HEALTH DEPARTMENT AND WHERE A VOTE IS REQUIRED AND A QUORUM OF THE BOARD IS PRESENT, LESS THAN A QUORUM OF THE BOARD MAY ALSO PARTICIPATE IN THE VOTE VIA TELEPHONE, FACSIMILE, INTERNET, OR ANY OTHER VOICE OR ELECTRONIC MEANS.

Jefferson County Health Department

Board Meeting Minutes- May 28, 2026

1515 Peach Tree Plaza Ct., Hillsboro, MO 63050

LIVE Broadcast Available VIA YouTube @jeffersoncountyhealthdepar4619

Call to Order

Chairperson Pigg called the meeting of the Board of Trustees of the Jefferson County Health Department to order at 4:01 PM.

Roll Call

Tim Pigg, Chairperson - Present

Dr. Amber Henry, Vice-Chairperson – Absent (excused)

Tammy Stidem, Secretary-Treasurer – Present

Dennis Diehl, Member - Present

Valerie Brown Taylor, Member – Present

Others Attending

Steve Sikes, Executive Director

Jeana Vidacak, Community Services Manager

Christi Coleman, Legal Counsel

Kristin Firle, Comptroller

Melissa Parmeley, Clinical Services Manager

Brianne Zwiener, Health Communications Manager

Steve Ferry, IT Manager

Steve Crawford, Operations Manager

Approval of Agenda

Ms. Stidem made a motion to approve the agenda. Ms. Taylor seconded. Hearing no discussion, the motion carried, and Mr. Pigg announced the motion had passed.

Welcome of Guests

Teresa Inserra (Leader Publications)

Approval of Minutes and Expenditures

Approval of April 30, 2026, Meeting Minutes

Ms. Taylor moved to approve the April 30, 2026, meeting minutes as written. Mr. Diehl seconded. Ms. Stidem abstained from voting due to not having attended the meeting. Hearing no further discussion, the motion carried, and Mr. Pigg announced the motion had passed.

Approval of April 2026 Expenditures

Ms. Taylor moved to approve the April 2026 expenditure of \$72,231.14. Mr. Diehl seconded. Mr. Pigg asked about the 5-year camera license expenses, for approximately \$14,000.00 for Arnold and \$11,000.00 for Hillsboro. These were incurred during the transition to internal camera monitoring vs third-party vendor. Ms. Stidem asked about the Windstream payments, Mr. Ferry responded that we are no longer paying them monthly to monitor the cameras. Hearing no further discussion, the motion carried, and Mr. Pigg announced the motion had passed.

Approval of April 2026 Electronic Payments

Mr. Diehl moved to approve the electronic payments for April 2026 of \$569,860.58. Ms. Stidem seconded. Hearing no discussion, the motion carried, and Mr. Pigg announced the motion had passed.

Pre-Approval of June 2026 Electronic Payments

The list of vendors for pre-approved electronic payments for June 2026 was presented to the board, totaling an estimated \$583,747.00. Ms. Stidem moved to pre-approve the June 2026 Electronic Payments. Ms. Taylor seconded. Hearing no discussion, the motion carried, and Mr. Pigg announced the motion had passed.

Public Health Report

Director's Report- Mr. Steve Sikes, Executive Director

Jefferson County Drug Education Conference: On April 16, 2026, Jefferson County Drug Education Conference was held at Civic Center in Hillsboro. Several presentations

such as Narcan Training, Emerging Drug Trends, Recovery Panel discussion. Thanks to Jillian Bissell for all her hard work planning this conference.

JCHD Spring Professional Development Day: JCHD Spring Professional Development Day was held on April 23, 2026. This included training on HIPAA and Mandated Reporting for all staff as well as presentations from the JCHD Family Planning and TB teams.

Regional LPHA Meeting for Administrators: Steve Sikes, Executive Director, attended. This meeting is a requirement of the MO Department of Health and Senior Services (DHSS) incentive funding program.

Jefferson County Opioid Task Force: The task force has established three committees from various subject matter experts in Jefferson County. There are seventeen members split into three categories: Treatment, Prevention and Other Opioid Abatement Strategies. The next step is for these committees to complete applications for funding to be reviewed by the task force and sent to the county council for approval.

Rural Health Transformation: Hub regions have been established, and a map has been released. Jefferson County was not included. It is still not fully understood how the regional hubs were combined.

[Rural Health Transformation | mydss.mo.gov](https://mydss.mo.gov)

Jefferson County Health Department Public Health Emergency Operations Coordination (JCHD PHEOC): The Jefferson County Health Department (JCHD) is activating Emergency Operations at Level 1 (Awareness and Planning) in anticipation of several upcoming large-scale events, including the FIFA World Cup, America 250 celebrations, and Route 66 Centennial. These events are expected to significantly increase population movement and international tourism within the region.

The influx of visitors elevates the potential risk for communicable disease transmission, heat-related illnesses, public safety threats, as well as potential acts of terrorism. Early activation at Level 1 allows JCHD to proactively prepare by dedicating time and resources toward strategic planning, coordination, and staff training.

ImpactLife Blood Drive JCHD Hillsboro Office: June 4, 2026, 1:00 pm to 6:00 PM, sign ups on our website.

Program reports

No Questions

Public Comments

None

Old Business

None

New Business

Second reading and Approval of Resolution Jefferson County Health Center Regarding Disclosure of Conflicts of Interest Pursuant to Section 105.485 RSMO

Mr. Pigg moved to amend the resolution to remove the Vice-Chairperson signature. Ms. Taylor made a motion to approve the amended resolution of the conflicts of interest disclosure. Mr. Diehl seconded. Hearing no discussion, Mr. Pigg called for a roll call vote with results as follows:

Mr. Pigg, Aye; Dr. Henry, (absent); Ms. Stidem, Aye; Mr. Diehl, Aye; Ms. Taylor, Aye

Mr. Diehl made a motion to approve the second reading of the amended resolution of conflicts of interest disclosure. Ms. Taylor seconded. Mr. Pigg read the resolution regarding disclosure of conflicts of interest pursuant to section 105.485 RSMO, Resolution # 26-05-28-01. Hearing no discussion, Mr. Pigg called for a roll call vote with results as follows:

Mr. Pigg, Aye; Dr. Henry, (absent); Ms. Stidem, Aye; Mr. Diehl, Aye; Ms. Taylor, Aye

Mr. Pigg announced the resolution had passed.

CDC and FDA Updates

Mr. Sikes informed that there are no updates at the time.

Entertain topics for next agenda by Trustees (limit to 3 topics, requires a second to place item on the agenda)

None

Closed Session

Ms. Taylor made a motion to go into closed session, stating Sunshine Law Statute 610.021 sections 1 and 14. Ms. Stidem seconded the motion.

Mr. Pigg requested a roll call vote with the results as follows:

Mr. Pigg, Aye; Dr. Henry, (absent); Ms. Stidem, Aye; Mr. Diehl, Aye; Ms. Taylor, Aye

Mr. Pigg announced the motion carried and they were now in closed session with nothing to report after the meeting.

Ms. Stidem made a motion to go into open session. Ms. Taylor seconded the motion.

Mr. Pigg requested a roll call vote with the results as follows:

Mr. Pigg, Aye; Dr. Henry, (absent); Ms. Stidem, Aye; Mr. Diehl, Aye; Ms. Taylor, Aye

Mr. Pigg announced the motion carried and they were now in open session.

Nothing to report from Closed Session.

Adjourn

Ms. Stidem moved to adjourn the meeting. Ms. Taylor seconded. Motion carried unanimously, and Mr. Pigg announced the motion had passed. The meeting adjourned at 4:32 PM.

Secretary/Treasurer Signature

Jefferson County Health Department

Check/Voucher Register

From 5/1/2026 Through 5/31/2026

| Date | Check # | Name | Description | Amount |
|-----------|---------|---|--|----------|
| 5/11/2026 | 66575 | FABICK POWER SYSTEMS, INC. | Generator Maintenance | 955.00 |
| 5/11/2026 | 66576 | CITY OF HILLSBORO W/S DEPT | Water Expense/1515 Peachtree Plaza Ct. | 480.93 |
| 5/11/2026 | 66576 | CITY OF HILLSBORO W/S DEPT | Water Expense/405 Main St. | 34.16 |
| 5/11/2026 | 66577 | LAMP | Translation Services | 51.60 |
| 5/11/2026 | 66578 | MCKESSON MEDICAL-SURGICAL | Colposcope Replacement Bulbs | 324.92 |
| 5/11/2026 | 66579 | Missouri Department of Revenue, Taxation Division | Employer W/H Tax - 1/31/2026 | 162.79 |
| 5/11/2026 | 66579 | Missouri Department of Revenue, Taxation Division | Employer W/H Tax - 10/31/25 | 56.28 |
| 5/11/2026 | 66579 | Missouri Department of Revenue, Taxation Division | Employer W/H Tax - 11/30/25 | 53.82 |
| 5/11/2026 | 66579 | Missouri Department of Revenue, Taxation Division | Employer W/H Tax - 6/30/25 | 451.31 |
| 5/11/2026 | 66579 | Missouri Department of Revenue, Taxation Division | Employer W/H Tax - 7/31/25 | 55.14 |
| 5/11/2026 | 66579 | Missouri Department of Revenue, Taxation Division | Employer W/H Tax - 8/31/23 | 1,238.10 |
| 5/11/2026 | 66579 | Missouri Department of Revenue, Taxation Division | Employer W/H Tax - 8/31/25 | 57.00 |
| 5/11/2026 | 66579 | Missouri Department of Revenue, Taxation Division | Employer W/H Tax - 9/30/25 | 54.29 |
| 5/11/2026 | 66580 | Midwest Elevator Co. | Regular Elevator Maintenance | 383.15 |
| 5/11/2026 | 66581 | Missouri State Troopers Association | Training/A. M. 2026 SEMA Conference | 300.00 |
| 5/11/2026 | 66582 | REUTHER FORD | Vehicle Repair/JCHD-22 TPMS Sensor | 152.06 |
| 5/19/2026 | 66583 | Alicia Davis | Mileage Reimbursment/A.D. Staffing Coverage HB to AR | 30.14 |
| 5/19/2026 | 66584 | Megan Bridgman | Mileage Reimbursment/MB 44 MED Miles | 28.82 |
| 5/19/2026 | 66585 | Cardinal Lawn Care | Mowing Service/1515 Peachtree Plaza Ct. | 1,505.00 |
| 5/19/2026 | 66585 | Cardinal Lawn Care | Mowing Service/1818 Lonedell Rd. | 325.00 |
| 5/19/2026 | 66586 | Circus Kaput | Ballon Artist & Face Painting/Jeffco Family Fun Day | 1,000.00 |
| 5/19/2026 | 66587 | Taxation Division | APR 2026/Death Certificates | 804.00 |
| 5/19/2026 | 66588 | DentaQuest | Refund/Over Payment | 344.00 |
| 5/19/2026 | 66589 | ET Security and Fire | Quarterly Badge Pass Cloud Access Control | 468.00 |
| 5/19/2026 | 66590 | FABICK POWER SYSTEMS, INC. | Generator Maintenance | 975.00 |
| 5/19/2026 | 66591 | HAWKS | Septic Pumping Service/Van #2 | 125.00 |
| 5/19/2026 | 66592 | Intergrated Facility Services | Rooftop HVAC Monitoring | 135.00 |
| 5/19/2026 | 66593 | JCM Party Rentals | 3 Large Frame Tent Rentals/Family Fun Day | 5,137.50 |
| 5/19/2026 | 66594 | LAMP | Translation Services | 224.23 |
| 5/19/2026 | 66595 | LEADER PUBLICATIONS | Newspaper Ads/Public Health Week | 2,649.00 |
| 5/19/2026 | 66596 | Lowe's | MAY/Lowes Expenditures | 117.05 |
| 5/19/2026 | 66597 | MCKESSON MEDICAL-SURGICAL | AED Devices | 470.25 |
| 5/19/2026 | 66597 | MCKESSON MEDICAL-SURGICAL | Medical Supplies/Nursing | 908.40 |
| 5/19/2026 | 66598 | Missouri Department of Health & Senior Services | CPU Time-Birth & Death Certs | 1,824.51 |
| 5/19/2026 | 66599 | Stacey Meyer | Employee Reimbursment/S.M. Electric Fuse Replacement | 15.35 |
| 5/19/2026 | 66600 | nCase Technologies | Naloxone Carrying Cases | 749.70 |
| 5/19/2026 | 66601 | Cora Poliette | Mileage Reimbursment/C.P. Mobile Wellness | 105.46 |
| 5/19/2026 | 66602 | Prime RV Services, LLC | Routine Maintenance/Dental Van | 458.27 |
| 5/19/2026 | 66603 | Ashley Proffitt | Employee Reimbursment/A.P. Vaccine Delivery Fee | 23.97 |
| 5/19/2026 | 66604 | SANOFI PASTEUR, INC. | Vaccines | 4,802.03 |
| 5/19/2026 | 66605 | Amy Voyitenko | Mileage Reimbursment/AV 194 MED & 268 NON-MED Miles | 302.63 |
| 5/28/2026 | 66606 | BENCO DENTAL | Divider Tray | 69.33 |

Jefferson County Health Department

Check/Voucher Register

From 5/1/2026 Through 5/31/2026

| Date | Check # | Name | Description | Amount |
|--------------|---------|--|--|-----------|
| 5/28/2026 | 66606 | BENCO DENTAL | Program Supplies/Dental | 3,006.35 |
| 5/28/2026 | 66606 | BENCO DENTAL | Syringes | 59.64 |
| 5/28/2026 | 66607 | Cardinal Lawn Care | Mowing Service/405 Main St. | 280.00 |
| 5/28/2026 | 66608 | CMIT Solutions | 3-Year Firewall Renewal | 14,501.60 |
| 5/28/2026 | 66608 | CMIT Solutions | Labor Expense/3-Year Firewall Renewals | 141.75 |
| 5/28/2026 | 66608 | CMIT Solutions | Monthly IT Security & Backup Services | 21,948.00 |
| 5/28/2026 | 66609 | Jefferson County Health Department | Petty Cash Replenishment | 0.00 |
| 5/28/2026 | 66610 | Kramer & Frank P.C. | File #1234676579 | 737.14 |
| 5/28/2026 | 66611 | Shari Lexa | Mileage Reimbursment/SL 221 MED & 296 NON-MED Miles | 338.64 |
| 5/28/2026 | 66612 | MCKESSON MEDICAL-SURGICAL | Credit/Pregnancy Tests | (124.56) |
| 5/28/2026 | 66612 | MCKESSON MEDICAL-SURGICAL | Medical Supplies/Nursing | 1,577.65 |
| 5/28/2026 | 66612 | MCKESSON MEDICAL-SURGICAL | Pregnancy Tests | 150.90 |
| 5/28/2026 | 66613 | Missouri Department of Revenue, Taxation Division | Employer W/H Tax - 12/31/2025 | 53.33 |
| 5/28/2026 | 66614 | Mercy Occupational Health | Pre-Employment Screening | 70.00 |
| 5/28/2026 | 66615 | nCase Technologies | Naloxone Carrying Cases | 948.00 |
| 5/28/2026 | 66616 | O'Reilly Auto Parts | Diesel Exhaust Fluid | 25.78 |
| 5/28/2026 | 66617 | Portable Water Closet | Portable Toilets & Handwashing/Family Fun Day | 498.00 |
| 5/28/2026 | 66618 | PUBLIC WATER SUPPLY DIST. #1 | Water Expense/1818 Lonedell Rd. | 65.38 |
| 5/28/2026 | 66619 | REUTHER FORD | TPMS Sensor Repair/JCHD-06 | 152.06 |
| 5/28/2026 | 66620 | SANOFI PASTEUR, INC. | Vaccines | 4,995.93 |
| 5/28/2026 | 66621 | Secure Document Destruction | Monthly Shredding Service | 160.00 |
| Report Total | | | | 77,993.78 |

LIST OF VENDORS PAID VIA ELECTRONIC PAYMENTS FOR:

May 2026

| VENDORS | ESTIMATED AMOUNT | ESTIMATED DATE DUE | ACTUAL AMOUNT | DATE OF PAYMENT |
|---|---------------------|-----------------------|---------------------|--------------------|
| AMAZON | \$10,000.00 | 5/26/2026 | \$2,589.72 | 5/15 & 5/27 |
| AMEREN - Arnold Electricity | \$2,000.00 | 5/12/2026 | \$702.67 | 5/12/2026 |
| AMEREN - Hillsboro (405 Main Street) Electricity | \$750.00 | 5/2/2026 | \$216.49 | 5/29/2026 |
| AMEREN - Hillsboro Electricity | \$2,500.00 | 5/2/2026 | \$1,419.75 | 5/29/2026 |
| ASSURITY - Employee Voluntary Insurance Contributions | \$2,000.00 | 5/26/2026 | \$3,879.46 | 5/6 & 5/27 |
| AT&T /FirstNet - Cellular & Hotspot/MiFi Services | \$2,581.00 | 5/3/2026 | \$2,430.84 | 5/4/2026 |
| AXA - Employee Voluntary Retirement Contributions | \$6,000.00 | 5/31/2026 | \$5,823.49 | 5/28/2026 |
| BURNES-CITADEL - Security Monitoring Service | \$1,000.00 | 5/19/2026 | NA | NA |
| CANON FINANCIAL - Copier & Printer Equipment Leases | \$2,500.00 | 5/3/2026 | \$2,593.37 | 5/28/2026 |
| CARD SERVICES (UMB VISA) | \$10,000.00 | 5/26/2026 | \$0.00 | N/A |
| CMIT - IT Security & Backup Services; IT Trainings - Staff & Board | \$13,000.00 | 5/20/2026 | \$10,994.50 | 5/21 & 5/28 |
| CSG Forte - Merchant Services/Credit Card Processing | \$2,500.00 | 5/10/2026 | \$1,396.69 | 5/12/2026 |
| CUREMD - Clinical Software Monthly SAAS | \$2,200.00 | 5/26/2026 | \$4,364.00 | 5/6 & 5/22 |
| ENTERPRISE VISA | \$35,000.00 | 5/24/2026 | \$13,669.91 | 5/26/2026 |
| FLUENTSTREAM - Telephone Services | \$4,500.00 | 5/16/2026 | \$4,763.59 | 5/19/2026 |
| GLOBAL PAYMENTS INTEGRATED - Merchant Services/Credit Card Processing | \$1,675.00 | 5/3/2026 | \$368.82 | 5/4/2026 |
| JCHD Employees - Reimbursements/Mileage, Supplies, Per Diem | \$500.00 | 5/31/2026 | \$7.50 | 5/28/2026 |
| KCL Group Benefits - Employee Group Dental/Vision/Life Insurance | \$3,700.00 | 5/31/2026 | \$3,566.47 | 5/4/2026 |
| LINDE GAS - Nitrogen | \$525.00 | 5/28/2026 | \$524.57 | 5/11 & 5/27 |
| MARCIELLA ARDOLINO CONSULTING, LLC - Contracted Medical Billing | \$3,000.00 | 5/15/2026 | NA | NA |
| Medica - Employee Group Health Insurance | \$55,000.00 | 5/1/2026 | \$49,276.04 | 5/5/2026 |
| MISSOURI AMERICAN WATER - Wastewater Service & Use | \$275.00 | 5/3/2026 | NA | NA |
| MISSOURI EMPLOYEES MUTUAL - Worker's Compensation Insurance | \$3,000.00 | 5/3/2026 | \$2,665.00 | 5/18/2026 |
| MISSOURI LAGERS - Employee Pension | \$46,000.00 | 5/30/2026 | \$47,149.04 | 5/29/2026 |
| PAYLOCITY - Payroll Processing Fees - charged end of month | \$1,000.00 | 5/15/2026 | NA | NA |
| PAYLOCITY - Payroll Salaries & Wages | \$70,000.00 | 5/15/2026 | \$68,970.94 | 5/15/2026 |
| PAYLOCITY - Payroll Taxes & Liabilities | \$22,000.00 | 5/15/2026 | \$23,538.30 | 5/15/2026 |
| PAYLOCITY - Payroll Processing Fees | \$1,500.00 | 5/31/2026 | \$1,643.32 | 5/26/2026 |
| PAYLOCITY - Payroll Salaries & Wages | \$180,000.00 | 5/31/2026 | \$180,596.62 | 5/29/2026 |
| PAYLOCITY - Payroll Taxes & Liabilities | \$70,000.00 | 5/31/2026 | \$68,165.88 | 5/29/2026 |
| PIERSON FERDINAND - Legal Expenses | \$5,500.00 | 5/10/2026 | \$9,522.70 | 5/26 & 5/28 |
| PITNEY BOWES - Postage | \$1,300.00 | 5/10/2026 | NA | NA |
| PITNEY BOWES - Postage Meter Equipment Lease | \$166.00 | 5/10/2026 | NA | NA |
| PRIME RV SERVICES, INC. - Mobile Unit Maintenance and Repairs | \$2,000.00 | 5/30/2026 | \$1,150.76 | 5/28/2026 |
| QUEST DIAGNOSTICS - Clinical Lab Services | \$5,000.00 | 5/13/2026 | NA | NA |
| SECURE DOCUMENT DETRUCTION - Monthly Shredding Services | \$260.00 | 5/14/2026 | NA | NA |
| SPECTRUM BUSINESS - Internet, Phone, & Fax Services | \$1,500.00 | 5/15/2026 | \$1,497.88 | 5/27/2026 |
| SPIRE - Arnold, Natural Gas | \$1,200.00 | 5/16/2026 | NA | NA |
| SPIRE - Hillsboro (405 Main St), Natural Gas | \$575.00 | 5/17/2026 | \$79.34 | 5/26/2026 |
| SPIRE - Hillsboro, Natural Gas | \$1,200.00 | 5/17/2026 | \$824.87 | 5/26/2026 |
| UMB - Employee Health Savings Account Contributions | \$7,500.00 | 5/30/2026 | \$2,119.33 | 5/29/2026 |
| UNITED PARCEL SERVICES | \$100.00 | 5/21/2026 | \$31.05 | 5/11/2026 |
| WAGeworks - Employee Flexible Spending Account Fees | \$140.00 | 5/22/2026 | \$110.00 | 5/26/2026 |
| WASTE MANAGEMENT - Waste Disposal Services | \$600.00 | 5/23/2026 | \$351.47 | 5/26/2026 |
| WEX BANK - Fleet Fuel | \$3,000.00 | 5/24/2026 | \$2,163.41 | 5/4/2026 |
| TOTALS | \$584,747.00 | | \$519,167.79 | |

VENDORS FOR PRE-APPROVAL FOR ELECTRONIC PAYMENTS FOR:

July 2026

| VENDORS | ESTIMATED AMOUNT | ESTIMATED DATE DUE | ACTUAL AMOUNT | DATE OF PAYMENT |
|---|---------------------|--------------------|---------------|-----------------|
| AMAZON | \$10,000.00 | 7/30/2026 | | |
| AMEREN - Arnold Electricity | \$2,000.00 | 7/12/2026 | | |
| AMEREN - Hillsboro (405 Main Street) Electricity | \$750.00 | 7/2/2026 | | |
| AMEREN - Hillsboro Electricity | \$2,500.00 | 7/2/2026 | | |
| ASSURITY - Employee Voluntary Insurance Contributions | \$2,000.00 | 7/27/2026 | | |
| AT&T /FirstNet - Cellular & Hotspot/MiFi Services | \$2,581.00 | 7/3/2026 | | |
| AXA - Employee Voluntary Retirement Contributions | \$6,000.00 | 7/30/2026 | | |
| ACE FLEET MAINTENANCE - Mobile Unit Repairs | \$2,730.00 | 7/30/2026 | | |
| BURNES-CITADEL - Security Monitoring Service | \$1,000.00 | 7/19/2026 | | |
| CANON FINANCIAL - Copier & Printer Equipment Leases | \$2,600.00 | 7/3/2026 | | |
| CARD SERVICES (UMB VISA) | \$5,000.00 | 7/27/2026 | | |
| CDW Government - Laptops, Warrenties, & Accessories | \$10,000.00 | 7/31/2026 | | |
| CMIT - IT Security & Backup Services; IT Trainings - Staff & Board | \$13,000.00 | 7/20/2026 | | |
| CSG Forte - Merchant Services/Credit Card Processing | \$2,500.00 | 7/10/2026 | | |
| CUREMD - Clinical Software Monthly SAAS | \$2,200.00 | 7/27/2026 | | |
| ENTERPRISE VISA | \$35,000.00 | 7/24/2026 | | |
| FLUENTSTREAM - Telephone Services | \$4,800.00 | 7/17/2026 | | |
| GLOBAL PAYMENTS INTEGRATED - Merchant Services/Credit Card Processing | \$1,675.00 | 7/3/2026 | | |
| JCHD Employees - Reimbursements/Mileage, Supplies, Per Diem | \$500.00 | 7/30/2026 | | |
| KCL Group Benefits - Employee Group Dental/Vision/Life Insurance | \$3,700.00 | 7/30/2026 | | |
| LINDE GAS - Nitrogen | \$525.00 | 7/28/2026 | | |
| MARCIELLA ARDOLINO CONSULTING, LLC - Contracted Medical Billing | \$3,000.00 | 7/15/2026 | | |
| Medica - Employee Group Health Insurance | \$55,000.00 | 7/1/2026 | | |
| MISSOURI AMERICAN WATER - Wastewater Service & Use | \$275.00 | 7/3/2026 | | |
| MISSOURI EMPLOYEES MUTUAL - Worker's Compensation Insurance | \$3,000.00 | 7/3/2026 | | |
| MISSOURI LAGERS - Employee Pension | \$50,000.00 | 7/30/2026 | | |
| PAYLOCITY - Payroll Salaries & Wages | \$70,000.00 | 7/15/2026 | | |
| PAYLOCITY - Payroll Taxes & Liabilities | \$24,000.00 | 7/15/2026 | | |
| PAYLOCITY - Payroll Processing Fees | \$1,700.00 | 7/30/2026 | | |
| PAYLOCITY - Payroll Salaries & Wages | \$185,000.00 | 7/30/2026 | | |
| PAYLOCITY - Payroll Taxes & Liabilities | \$70,000.00 | 7/30/2026 | | |
| PIERSON FERDINAND - Legal Expenses | \$6,500.00 | 7/31/2026 | | |
| PITNEY BOWES - Postage | \$1,300.00 | 7/10/2026 | | |
| PITNEY BOWES - Postage Meter Equipment Lease | \$166.00 | 7/10/2026 | | |
| POGUE QUALITY CONSTRUCTION - Urgent Repair Work | \$600.00 | 7/31/2026 | | |
| PRIME RV SERVICES, INC. - Mobile Unit Maintenance and Repairs | \$2,000.00 | 7/30/2026 | | |
| QUEST DIAGNOSTICS - Clinical Lab Services | \$5,000.00 | 7/13/2026 | | |
| ROYAL PAPERS - Custodial Supplies | \$500.00 | 7/31/2026 | | |
| SECURE DOCUMENT DETRUCTION - Monthly Shredding Services | \$260.00 | 7/14/2026 | | |
| SPECTRUM BUSINESS - Internet, Phone, & Fax Services | \$1,500.00 | 7/15/2026 | | |
| SPIRE - Arnold, Natural Gas | \$1,200.00 | 7/17/2026 | | |
| SPIRE - Hillsboro (405 Main St), Natural Gas | \$575.00 | 7/17/2026 | | |
| SPIRE - Hillsboro, Natural Gas | \$1,200.00 | 7/17/2026 | | |
| UMB - Employee Health Savings Account Contributions | \$2,500.00 | 7/30/2026 | | |
| UNITED PARCEL SERVICES | \$100.00 | 7/21/2026 | | |
| WAGeworks - Employee Flexible Spending Account Fees | \$140.00 | 7/22/2026 | | |
| WASTE MANAGEMENT - Waste Disposal Services | \$600.00 | 7/23/2026 | | |
| WEX BANK - Fleet Fuel | \$3,000.00 | 7/24/2026 | | |
| TOTALS | \$600,177.00 | | \$0.00 | |

Jefferson County Health Department
 Check/Voucher Register - Monthly VISA Register
 From 5/1/2026 Through 5/31/2026

| <u>Date</u> | <u>Check Number</u> | <u>Name</u> | <u>Description</u> | <u>Amount</u> |
|--------------|---------------------|--------------------------------|-------------------------------------|------------------------|
| 5/2/2026 | G155760980 | MicroSoft | Microsoft 365 Business Standard | 820.51 |
| 5/2/2026 | G155760980 | MicroSoft | Microsoft Licenses | 15.75 |
| 5/2/2026 | G155760980 | MicroSoft | Planner & Project Plan 3 | 31.50 |
| 5/2/2026 | G155760980 | MicroSoft | Power BI Pro | 44.10 |
| 5/2/2026 | G155760980 | MicroSoft | Visio Plan 2 | 15.74 |
| 5/4/2026 | 26162 | Walmart | Smoothies/CCHC Health Promotions | 19.53 |
| 5/6/2026 | 26168 | 4imprint | Promotional Items | 4,841.40 |
| 5/7/2026 | G156614609 | MicroSoft | Planner & Project Plan 3 | 31.50 |
| 5/7/2026 | G156614609 | MicroSoft | Power BI Pro | 44.10 |
| 5/7/2026 | G156614609 | MicroSoft | Visio Plan 2 | 31.50 |
| 5/11/2026 | G158358384 | MicroSoft | Microsoft Entra ID P2 | 18.90 |
| 5/14/2026 | 26136 | Walmart | Oranges/Water Safety Presentation | 1.76 |
| 5/20/2026 | 26177 | Savvy Food Safety, Inc. | ServSafe Managers Books | 750.00 |
| 5/21/2026 | 26093 | St. Louis Area Maps | Jefferson County Street Guide | 74.85 |
| 5/21/2026 | 3464650083 | ADOBE | Adobe Acrobat | 251.86 |
| 5/26/2026 | 26175 | Walmart Community/SYNCB | Smoothie Bike | 46.85 |
| 5/26/2026 | 26185 | Orascoptic | Loupes Repair | 85.00 |
| 5/27/2026 | 26189 | American Medical Technologists | RMA Renewal | 75.00 |
| 5/27/2026 | 26194 | TechSmith - Camtasia | Video Editing Software Subscription | 124.58 |
| 5/31/2026 | 0526REBATE | ENTERPRISE BANK & TRUST-VISA | REBATE/ENT VISA | <u>(137.31)</u> |
| Report Total | | | | <u><u>7,187.12</u></u> |

Jefferson County Health Department
 Check/Voucher Register - Monthly Legal Expenses
 From 5/1/2026 Through 5/31/2026

| <u>Date</u> | <u>Invoice Number</u> | <u>Check Number</u> | <u>Name</u> | <u>Description</u> | <u>Amount</u> |
|--------------|-----------------------|---------------------|-------------------|---------------------|---------------|
| 5/26/2026 | 87945 | EFT0526044 | Pierson Ferdinand | MAY Vendor Payments | 3,786.25 |
| 5/26/2026 | 87946 | EFT0526043 | Pierson Ferdinand | MAY Vendor Payments | 3,936.25 |
| 5/26/2026 | 87947 | EFT0526042 | Pierson Ferdinand | MAY Vendor Payments | 1,290.00 |
| 5/26/2026 | 87948 | EFT0526041 | Pierson Ferdinand | MAY Vendor Payments | 210.00 |
| 5/28/2026 | 70015-A | EFT0526022 | Pierson Ferdinand | MAY Vendor Payments | 75.00 |
| 5/28/2026 | 70017 | EFT0526023 | Pierson Ferdinand | MAY Vendor Payments | 225.20 |
| Report Total | | | | | 9,522.70 |

Jefferson County Health Department

Balance Sheet
As of 5/31/2026
(In Whole Numbers)

| | <u>Current Year</u> |
|---|--------------------------|
| Assets | |
| Current Assets | |
| Cash Operating Account | 3,932,385 |
| Cash Cafeteria Account | 14,204 |
| Petty Cash | 53 |
| Cash Operating Trust | 320,741 |
| Cash Operating Reserve | 3,988,547 |
| Escrow Account - First State Community Bank | 458,361 |
| Accounts Receivable | 204,983 |
| Accrued Accounts Receivable | 174,338 |
| Taxes Receivable | 2,357,730 |
| Prepaid Insurance | 96,555 |
| Prepaid Postage | 2,500 |
| Prepaid Subscriptions | 71,339 |
| Total Current Assets | <u>11,621,735</u> |
| Long-term Assets | <u>4,949,529</u> |
| Total Assets | <u><u>16,571,265</u></u> |
| Liabilities | |
| Short-term Liabilities | |
| Lowes Credit Card | 217 |
| UMB VISA | 925 |
| Enterprise VISA | 8,945 |
| WEX Fleet | 1,765 |
| Accounts Payable | 4,925 |
| Payroll Taxes Payable | (2,113) |
| Employee Benefits Payable | 29,984 |
| Accrued Wages | 161,665 |
| Accrued Payroll Tax | 12,044 |
| FSA | 154 |
| Deferred Inflow | 445,509 |
| Total Short-term Liabilities | <u>664,021</u> |
| Total Liabilities | <u>664,021</u> |
| Net Assets | |
| Beginning Net Assets | 16,054,667 |
| Current YTD Net Income | <u>(147,423)</u> |
| Total Net Assets | <u>15,907,244</u> |
| Total Liabilities and Net Assets | <u><u>16,571,265</u></u> |

Jefferson County Health Department

Statement of Revenues and Expenditures

From 5/1/2026 Through 5/31/2026

(In Whole Numbers)

| | Current Period Actual: May | Current Year Actual: January - May | YTD Budget: January - May | YTD Budget Variance: January - May | Total Budget | Percent Total Budget Remaining |
|-------------------------------|-------------------------------|--|------------------------------|--|------------------|--------------------------------------|
| Revenue | | | | | | |
| Contract, Grants, Donations | 227,579 | 771,742 | 1,038,747 | (267,005) | 2,383,934 | (68)% |
| Tax Revenue | 382,137 | 1,911,570 | 1,911,570 | 0 | 4,587,923 | (58)% |
| Earned Revenue | 110,573 | 737,378 | 720,761 | 16,617 | 1,624,557 | (55)% |
| Dividends & Interest | 6,891 | 68,138 | 235,623 | (167,485) | 538,000 | (87)% |
| Total Revenue | <u>727,181</u> | <u>3,488,829</u> | <u>3,906,701</u> | <u>(417,872)</u> | <u>9,134,414</u> | <u>(62)%</u> |
| Total Revenue | <u>727,181</u> | <u>3,488,829</u> | <u>3,906,701</u> | <u>(417,872)</u> | <u>9,134,414</u> | <u>(62)%</u> |
| Expenditures | | | | | | |
| Wages & Benefits | 406,469 | 2,289,741 | 2,519,719 | 229,978 | 6,108,281 | 63 % |
| Contractual | 12,837 | 46,637 | 135,006 | 88,369 | 248,585 | 81 % |
| Program Supplies | 49,212 | 217,663 | 559,369 | 341,706 | 1,249,337 | 83 % |
| Telecommunications | 17,685 | 127,628 | 63,276 | (64,352) | 144,494 | 12 % |
| Postage & Shipping | 547 | 2,242 | 2,468 | 226 | 5,923 | 62 % |
| Facility & Equipment | 21,234 | 883,136 | 913,711 | 30,575 | 1,080,636 | 18 % |
| Fleet | 8,601 | 44,689 | 50,535 | 5,846 | 119,423 | 63 % |
| Travel | 673 | 7,482 | 27,965 | 20,483 | 44,683 | 83 % |
| Professional Development | 83 | 7,664 | 23,378 | 15,714 | 34,130 | 78 % |
| Marketing | 3,470 | 5,388 | 43,352 | 37,964 | 98,923 | 95 % |
| Total Expenditures | <u>520,810</u> | <u>3,632,271</u> | <u>4,338,779</u> | <u>706,509</u> | <u>9,134,414</u> | <u>60 %</u> |
| Total Expenditures | <u>520,810</u> | <u>3,632,271</u> | <u>4,338,779</u> | <u>706,509</u> | <u>9,134,414</u> | <u>60 %</u> |
| Net Revenue Over Expenditures | <u><u>206,370</u></u> | <u><u>(143,442)</u></u> | <u><u>(432,078)</u></u> | <u><u>288,636</u></u> | <u><u>0</u></u> | <u><u>0 %</u></u> |

Jefferson County Health Department
Funding Source Revenue and Expenditure Dashboard

| Funding Source: | Month: MAY 2026 | | Fiscal Year-to-Date | | Contract/Grant-to-Date | |
|---|-----------------|--------------|---------------------|--------------|------------------------|--------------|
| | Revenue | Expenditures | Revenue | Expenditures | Revenue | Expenditures |
| Adult Brain Injury (ABI) Region F Contract Period: 07/01/2025 - 06/30/2026 | \$ 6,928 | \$ 6,928 | \$ 29,975 | \$ 29,975 | \$ 58,656 | \$ 58,656 |
| Child Care Health Consultation (CCHC) Contract Period: 10/1/2025 - 09/30/2026 <i>Quarterly Reporting/Invoicing</i> | \$ - | \$ 103 | \$ 3,544 | \$ 3,667 | \$ 5,727 | \$ 5,849 |
| Children & Youth with Special Health Care Needs (CYSHCN) Region 10 Contract Period: 07/01/2025- 06/30/2026 | \$ 7,480 | \$ 7,480 | \$ 33,700 | \$ 33,645 | \$ 75,173 | \$ 75,173 |
| Children & Youth with Special Health Care Needs (CYSHCN) Region 11 Contract Period: 07/01/2025 - 06/30/2026 | \$ 5,724 | \$ 5,724 | \$ 29,964 | \$ 29,909 | \$ 63,557 | \$ 63,557 |
| Cities Readiness Initiative (CRI) Contract Period: 07/01/2025 - 06/30/2026 | \$ 3,120 | \$ 3,120 | \$ 17,190 | \$ 17,190 | \$ 41,222 | \$ 41,222 |
| Environmental Child Care Sanitation Inspections (CCSI) Contract Period: 10/01/2025 - 09/30/2027 | \$ 725 | \$ 822 | \$ 725 | \$ 822 | \$ 6,310 | \$ 6,719 |

Jefferson County Health Department
Funding Source Revenue and Expenditure Dashboard

| Funding Source: | Month: MAY 2026 | | Fiscal Year-to-Date | | Contract/Grant-to-Date | |
|---|-----------------|--------------|---------------------|--------------|------------------------|--------------|
| | Revenue | Expenditures | Revenue | Expenditures | Revenue | Expenditures |
| Improving Oral Health Teledentistry Sealants (SEAL) Contract Period: 09/01/2025 - 08/31/2026 | \$ 2,375 | \$ 2,375 | \$ 7,128 | \$ 7,125 | \$ 10,890 | \$ 10,890 |
| Jefferson Foundation Program Support (JFPS) Grant Period: 06/01/2025 - 05/31/2026 | \$ - | \$ 16,730 | \$ - | \$ 86,314 | \$ 175,000 | \$ 154,093 |
| Maternal Child Health Services (MCH) Contract Period: 10/1/2025 - 09/30/2026 | \$ 12,430 | \$ 12,430 | \$ 20,734 | \$ 20,734 | \$ 28,284 | \$ 28,284 |
| Missouri Family Health Council, Inc. Family Planning Title X (TITLE X) Contract Period: 04/01/2026 - 03/31/2027 | \$ 33,260 | \$ 48,921 | \$ 145,854 | \$ 258,848 | \$ 40,950 | \$ 100,667 |
| Overdose Date to Action (OD2A) Contract Period: 09/01/2025 - 08/31/2026 Invoiced End of Month | \$ 4,517 | \$ 4,517 | \$ 21,938 | \$ 21,938 | \$ 39,877 | \$ 39,877 |
| Public Health Emergency Preparedness (PHEP) Contract Period: 07/01/2025 - 06/30/2026 | \$ 12,255 | \$ 12,255 | \$ 66,575 | \$ 66,575 | \$ 142,707 | \$ 142,707 |


Jefferson County Health Department
Funding Source Revenue and Expenditure Dashboard

| Funding Source: | Month: MAY 2026 | | Fiscal Year-to-Date | | Contract/Grant-to-Date | |
|---|-----------------|--------------|---------------------|--------------|------------------------|--------------|
| | Revenue | Expenditures | Revenue | Expenditures | Revenue | Expenditures |
| Superfund Lead Health Education & Voluntary Institutional Control Programs (LEAD) Contract Period: 10/1/2025 - 09/30/2026 | \$ 14,454 | \$ 14,454 | \$ 81,995 | \$ 81,995 | \$ 124,557 | \$ 124,605 |
| Show Me Healthy Women (SMHW) & Wise Woman (WW) Contract Period: 06/30/2025 - 06/29/2026 | \$ 454 | \$ 1,056 | \$ - | \$ 5,536 | \$ 5,537 | \$ 15,895 |
| State Investment in Local Public Health Services (CORE/CHIP) Contract Period: 06/01/2024 - 05/31/2027 <i>Quarterly Reporting/Invoicing</i> | \$ 102,928 | \$ 10,962 | \$ 213,868 | \$ 151,186 | \$ 823,301 | \$ 627,909 |
| State & Local Cybersecurity Grant Grant Period: 02/01/2024 - 01/31/2027 | \$ 150 | \$ 188 | \$ 4,266 | \$ 5,333 | \$ 34,928 | \$ 35,384 |
| Public Health Infrastructure Grant (INFR) Contract Period: 8/1/2023 - 11/30/2027 <i>End of Month Reporting</i> | \$ - | \$ - | \$ 3,300 | \$ 3,300 | \$ 471,256 | \$ 471,256 |
| Health Unit Tax (MIL TAX) Period: 01/01/2026- 12/31/2026 | \$ 382,137 | \$ 234,501 | \$ 1,911,570 | \$ 1,911,677 | n/a | n/a |

Jefferson County Health Department
Funding Source Revenue and Expenditure Dashboard

| Funding Source: | Month: MAY 2026 | | Fiscal Year-to-Date | | Contract/Grant-to-Date | |
|--|-------------------|-------------------|---------------------|---------------------|------------------------|--------------|
| | Revenue | Expenditures | Revenue | Expenditures | Revenue | Expenditures |
| Indirect/Adminstrative Fees Earned Period: 01/01/2026 - 12/31/2026 | \$ 6,052 | \$ 6,052 | \$ 42,106 | \$ 42,106 | n/a | n/a |
| Rent Income Period: 01/01/2026 - 12/31/2026 | \$ 1,320 | \$ 1,320 | \$ 6,600 | \$ 6,600 | n/a | n/a |
| Donations/Contributions Period: 01/01/2026 - 12/31/2026 | \$ 20 | \$ 20 | \$ 146 | \$ 146 | n/a | n/a |
| Investments/Interest Period: 01/01/2026 - 12/31/2026 | \$ 6,981 | \$ 6,981 | \$ 68,138 | \$ 68,138 | n/a | n/a |
| Fee for Service (FEE) Period: 01/01/2026 - 12/31/2026 | \$ 123,871 | \$ 123,871 | \$ 779,512 | \$ 779,512 | n/a | n/a |
| TOTALS for Month & Fiscal Year-to-Date | <u>\$ 727,181</u> | <u>\$ 520,810</u> | <u>\$ 3,488,829</u> | <u>\$ 3,632,271</u> | | |

Asset Allocation



| Security Type | Current Value | Current Percent |
|----------------------|---------------------|-----------------|
| Cash and Money Funds | \$320,741.15 | 100.00% |
| Total | \$320,741.15 | 100.00% |

Holdings

| Description | Quantity | Cost Basis | Value | Dollar Gain/Loss | Annual Income | Yield to Maturity (Cost) |
|-----------------------------------|----------|---------------------|---------------------|------------------|--------------------|--------------------------|
| ■ Cash and Money Funds | | | | | | |
| Cash | | \$12,608.78 | \$12,608.78 | | \$0.00 | |
| Fidelity Government Cash Reserve | | \$308,132.37 | \$308,132.37 | | \$10,473.11 | |
| Cash and Money Funds Total | | \$320,741.15 | \$320,741.15 | | \$10,473.11 | |
| Total | | \$320,741.15 | \$320,741.15 | | \$10,473.11 | |

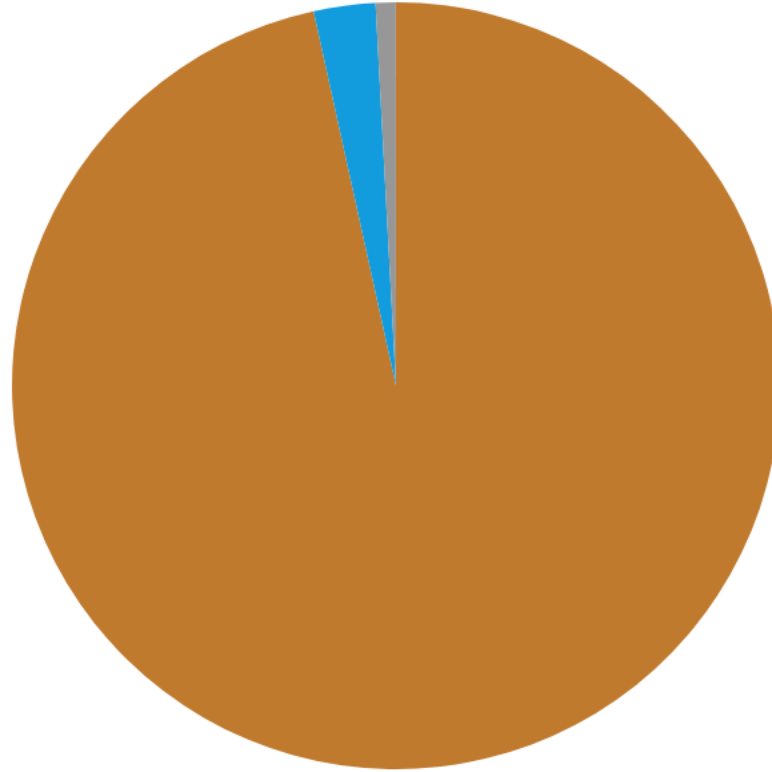
Performance History

| | End Value | Net Flows | Gross Flows | Total Return | Additional Indexes ICE BofA 1-5 Year US Treasury |
|-------------------------|---------------------|---------------------|---------------------|--------------|--|
| Monthly | | | | | |
| May 2026 | \$320,741.15 | \$0.00 | (\$66.65) | 0.26% | 0.02% |
| April 2026 | \$319,916.90 | \$0.00 | (\$66.48) | 0.25% | 0.15% |
| Monthly Total | \$320,741.15 | \$0.00 | (\$133.13) | 0.51% | 0.16% |
| Quarterly | | | | | |
| Second Quarter 2026 | \$320,741.15 | \$0.00 | (\$133.13) | * 0.51% | 0.16% |
| First Quarter 2026 | \$319,117.44 | \$0.00 | (\$198.44) | 0.76% | 0.19% |
| Quarterly Total | \$320,741.15 | \$0.00 | (\$331.57) | 1.28% | 0.36% |
| Annual | | | | | |
| 2026 | \$320,741.15 | \$0.00 | (\$331.57) | * 1.28% | 0.36% |
| 2025 | \$316,698.18 | \$0.00 | (\$776.53) | 3.71% | 5.74% |
| 2024 | \$305,370.79 | \$0.00 | (\$745.43) | 4.64% | 3.43% |
| 2023 | \$291,841.87 | \$0.00 | (\$693.47) | 4.52% | 4.29% |
| 2022 | \$279,231.33 | (\$125.00) | (\$703.50) | 0.93% | (5.25%) |
| 2021 | \$276,785.64 | (\$110.00) | (\$793.69) | (0.23%) | (1.10%) |
| 2020 | \$277,540.11 | (\$546.60) | (\$757.24) | 0.07% | 4.25% |
| 2019 | \$277,099.37 | (\$752.16) | (\$752.16) | 1.84% | 4.20% |
| 2018 | \$271,476.02 | \$234,729.70 | \$234,729.70 | 2.15% | 1.53% |
| Annual Total | \$320,741.15 | \$233,195.94 | \$229,176.11 | 2.23% | 2.02% |
| Inception to Date | | | | | |
| 12/31/2017 - 05/31/2026 | \$320,741.15 | \$233,195.94 | \$229,176.11 | 2.23% | 2.02% |

* Partial period return

Returns for periods exceeding 12 months are annualized.

Asset Allocation



| Security Type | Current Value | Current Percent |
|----------------------|-----------------------|-----------------|
| Fixed Income | \$3,885,440.62 | 96.55% |
| T-Bills | \$104,745.90 | 2.60% |
| Cash and Money Funds | \$34,065.29 | 0.85% |
| Total | \$4,024,251.81 | 100.00% |

Holdings

| Description | Quantity | Cost Basis | Value | Dollar Gain/Loss | Annual Income | Yield to Maturity (Cost) |
|---|------------|--------------|--------------|------------------|---------------|--------------------------|
| Fixed Income | | | | | | |
| United States Treasury Notes 3.5 02/28/31 02/28/2031 3.500% | 50,000.00 | \$49,374.49 | \$48,652.50 | (\$721.99) | \$1,750.00 | 3.78% |
| Accrued Income | | | \$432.74 | | | |
| United States Treasury Notes 3.5 09/30/29 09/30/2029 3.500% | 20,000.00 | \$19,935.04 | \$19,641.40 | (\$293.64) | \$700.00 | 3.59% |
| Accrued Income | | | \$118.58 | | | |
| United States Treasury Notes 3.5 11/30/30 11/30/2030 3.500% | 5,000.00 | \$4,981.09 | \$4,872.05 | (\$109.04) | \$175.00 | 3.58% |
| Accrued Income | | | \$0.48 | | | |
| United States Treasury Notes 3.5000000 2030-04-30 04/30/2030 3.500% | 205,000.00 | \$201,168.87 | \$200,516.65 | (\$652.22) | \$7,175.00 | 3.92% |
| Accrued Income | | | \$623.91 | | | |
| United States Treasury Notes 3.625 08/31/29 08/31/2029 3.625% | 40,000.00 | \$40,052.19 | \$39,453.20 | (\$598.99) | \$1,450.00 | 3.59% |
| Accrued Income | | | \$366.44 | | | |
| United States Treasury Notes 3.625 08/31/30 08/31/2030 3.625% | 40,000.00 | \$39,972.50 | \$39,231.20 | (\$741.30) | \$1,450.00 | 3.64% |
| Accrued Income | | | \$366.44 | | | |
| United States Treasury Notes 3.75 01/31/31 01/31/2031 3.750% | 240,000.00 | \$241,597.59 | \$236,119.20 | (\$5,478.39) | \$9,000.00 | 3.60% |
| Accrued Income | | | \$2,958.56 | | | |
| United States Treasury Notes 3.875 03/31/31 03/31/2031 3.875% | 5,000.00 | \$4,992.62 | \$4,942.60 | (\$50.02) | \$193.75 | 3.91% |
| Accrued Income | | | \$32.82 | | | |

Holdings

| Description | Quantity | Cost Basis | Value | Dollar Gain/Loss | Annual Income | Yield to Maturity (Cost) |
|---|------------|--------------|--------------|------------------|---------------|--------------------------|
| Fixed Income | | | | | | |
| United States Treasury Notes 3.875 06/30/30 06/30/2030 3.875% | 10,000.00 | \$9,986.56 | \$9,911.30 | (\$75.26) | \$387.50 | 3.90% |
| Accrued Income | | | \$162.71 | | | |
| United States Treasury Notes 3.875 07/31/30 07/31/2030 3.875% | 125,000.00 | \$125,603.99 | \$123,862.50 | (\$1,741.49) | \$4,843.75 | 3.77% |
| Accrued Income | | | \$1,619.04 | | | |
| United States Treasury Notes 3.875 11/30/29 11/30/2029 3.875% | 5,000.00 | \$5,041.45 | \$4,965.65 | (\$75.80) | \$193.75 | 3.64% |
| Accrued Income | | | \$0.53 | | | |
| United States Treasury Notes 4.0 05/31/30 05/31/2030 4.000% | 5,000.00 | \$5,057.27 | \$4,980.45 | (\$76.82) | \$200.00 | 3.74% |
| Accrued Income | | | \$0.55 | | | |
| United States Treasury Notes 4.125 03/31/31 03/31/2031 4.125% | 10,000.00 | \$10,059.61 | \$9,991.00 | (\$68.61) | \$412.50 | 3.99% |
| Accrued Income | | | \$69.88 | | | |
| United States Treasury Notes 4.125 10/31/29 10/31/2029 4.125% | 15,000.00 | \$15,285.39 | \$15,018.15 | (\$267.24) | \$618.75 | 3.61% |
| Accrued Income | | | \$53.80 | | | |
| United States Treasury Notes 4.375 12/31/29 12/31/2029 4.375% | 30,000.00 | \$30,730.74 | \$30,282.30 | (\$448.44) | \$1,312.50 | 3.70% |
| Accrued Income | | | \$551.10 | | | |
| United States Treasury Notes 4.5 07/15/26 07/15/2026 4.500% | 295,000.00 | \$296,450.43 | \$295,271.40 | (\$1,179.03) | \$13,275.00 | 3.96% |
| Accrued Income | | | \$5,023.96 | | | |

Holdings

| Description | Quantity | Cost Basis | Value | Dollar Gain/Loss | Annual Income | Yield to Maturity (Cost) |
|---|------------|--------------|--------------|------------------|---------------|--------------------------|
| Fixed Income | | | | | | |
| US Treasury 1.500 01/31/27 01/31/2027 1.500% | 515,000.00 | \$493,343.79 | \$507,213.20 | \$13,869.41 | \$7,725.00 | 2.42% |
| Accrued Income | | | \$2,582.11 | | | |
| US Treasury 1.875 02/28/27 02/28/2027 1.875% | 170,000.00 | \$153,926.40 | \$167,575.80 | \$13,649.40 | \$3,187.50 | 4.29% |
| Accrued Income | | | \$805.54 | | | |
| US Treasury 3.125 08/31/27 08/31/2027 3.125% | 175,000.00 | \$170,053.95 | \$173,271.00 | \$3,217.05 | \$5,468.75 | 3.76% |
| Accrued Income | | | \$1,382.05 | | | |
| US Treasury 3.250 06/30/27 06/30/2027 3.250% | 130,000.00 | \$131,513.13 | \$129,096.50 | (\$2,416.63) | \$4,225.00 | 3.00% |
| Accrued Income | | | \$1,774.03 | | | |
| US Treasury 3.625 03/31/30 03/31/2030 3.625% | 5,000.00 | \$4,980.90 | \$4,916.20 | (\$64.70) | \$181.25 | 3.71% |
| Accrued Income | | | \$30.70 | | | |
| US Treasury 3.625 05/31/28 05/31/2028 3.625% | 205,000.00 | \$203,896.92 | \$203,487.10 | (\$409.82) | \$7,431.25 | 3.74% |
| Accrued Income | | | \$20.30 | | | |
| US Treasury 4.000 02/28/30 02/28/2030 4.000% | 40,000.00 | \$40,168.87 | \$39,865.60 | (\$303.27) | \$1,600.00 | 3.90% |
| Accrued Income | | | \$404.35 | | | |
| US Treasury 4.000 02/29/28 02/29/2028 4.000% | 365,000.00 | \$372,466.84 | \$365,029.20 | (\$7,437.64) | \$14,600.00 | 3.55% |
| Accrued Income | | | \$3,689.67 | | | |
| US Treasury 4.125 09/30/27 09/30/2027 4.125% | 210,000.00 | \$208,016.64 | \$210,468.30 | \$2,451.66 | \$8,662.50 | 4.34% |
| Accrued Income | | | \$1,467.42 | | | |
| US Treasury 4.250 01/31/30 01/31/2030 4.250% | 345,000.00 | \$351,918.13 | \$346,780.20 | (\$5,137.93) | \$14,662.50 | 3.76% |
| Accrued Income | | | \$4,901.00 | | | |

Holdings

| Description | Quantity | Cost Basis | Value | Dollar Gain/Loss | Annual Income | Yield to Maturity (Cost) |
|---|------------|-----------------------|-----------------------|-------------------|---------------------|--------------------------|
| Fixed Income | | | | | | |
| US Treasury 4.625 11/15/26 11/15/2026 4.625% | 200,000.00 | \$201,244.38 | \$200,740.00 | (\$504.38) | \$9,250.00 | 4.40% |
| Accrued Income | | | \$427.31 | | | |
| US Treasury 4.875 05/31/26 05/31/2026 4.875% | 5,000.00 | \$5,054.92 | \$5,000.00 | (\$54.92) | \$243.75 | 4.09% |
| US Treasury 4.875 10/31/28 10/31/2028 4.875% | 405,000.00 | \$410,643.25 | \$412,703.10 | \$2,059.85 | \$19,743.75 | 4.56% |
| Accrued Income | | | \$1,716.85 | | | |
| Fixed Income Total | | \$3,847,517.95 | \$3,885,440.62 | \$6,339.80 | \$140,118.75 | 3.72% |
| T-Bills | | | | | | |
| United States Treasury Bills 0.0 06/25/26 06/25/2026 | 105,000.00 | \$103,208.49 | \$104,745.90 | \$1,537.41 | \$0.00 | 3.56% |
| T-Bills Total | | \$103,208.49 | \$104,745.90 | \$1,537.41 | \$0.00 | 3.56% |
| Cash and Money Funds | | | | | | |
| Cash | | \$29,943.40 | \$29,943.40 | | \$0.00 | |
| Cash | | \$4,121.89 | \$4,121.89 | | \$0.00 | |
| Cash and Money Funds Total | | \$34,065.29 | \$34,065.29 | | \$0.00 | |
| Total | | \$3,984,791.73 | \$4,024,251.81 | \$7,877.21 | \$140,118.75 | 3.72% |

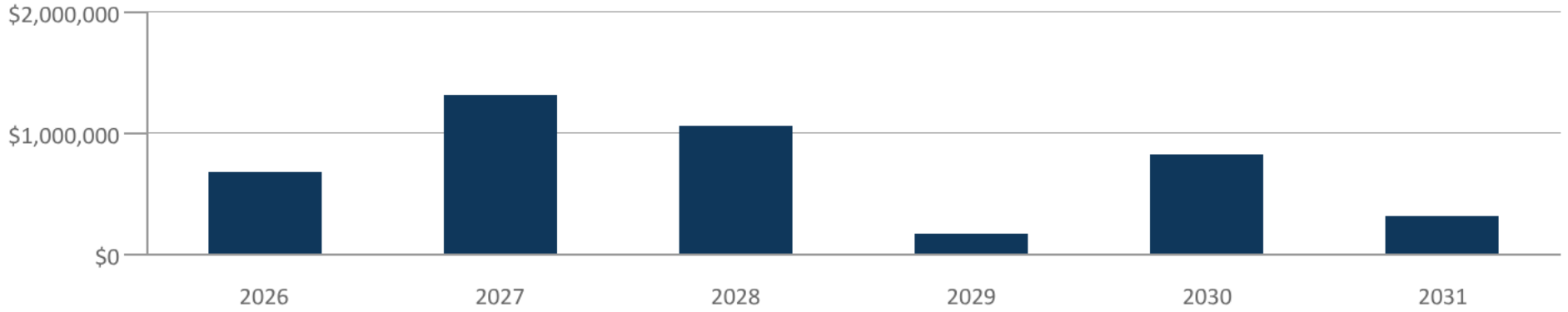
Performance History

| | End Value | Net Flows | Gross Flows | Total Return | Additional Indexes ICE BofA 1-5 Year US Treasury |
|-------------------------|-----------------------|-----------------------|-----------------------|--------------|--|
| Monthly | | | | | |
| May 2026 | \$4,024,251.81 | \$0.00 | (\$831.74) | 0.09% | 0.02% |
| April 2026 | \$4,020,753.50 | \$0.00 | (\$2,035.99) | 0.14% | 0.15% |
| Monthly Total | \$4,024,251.81 | \$0.00 | (\$2,867.73) | 0.23% | 0.16% |
| Quarterly | | | | | |
| Second Quarter 2026 | \$4,024,251.81 | \$0.00 | (\$2,867.73) | * 0.23% | 0.16% |
| First Quarter 2026 | \$4,015,178.52 | \$0.00 | (\$3,685.22) | 0.24% | 0.19% |
| Quarterly Total | \$4,024,251.81 | \$0.00 | (\$6,552.95) | 0.46% | 0.36% |
| Annual | | | | | |
| 2026 | \$4,024,251.81 | \$0.00 | (\$6,552.95) | * 0.46% | 0.36% |
| 2025 | \$4,005,677.20 | \$0.00 | (\$14,371.09) | 4.85% | 5.74% |
| 2024 | \$3,820,505.63 | \$0.00 | (\$14,210.01) | 3.16% | 3.43% |
| 2023 | \$3,703,390.21 | (\$1,913,460.00) | (\$1,933,270.69) | 4.12% | 4.29% |
| 2022 | \$5,403,289.48 | (\$125.00) | (\$19,496.62) | (3.89%) | (5.25%) |
| 2021 | \$5,621,949.87 | (\$2,995.65) | (\$20,315.68) | (1.15%) | (1.10%) |
| 2020 | \$5,690,441.17 | \$1,804,328.45 | \$1,801,403.72 | 2.67% | 4.25% |
| 2019 | \$3,761,626.00 | (\$13,030.66) | (\$13,030.66) | 3.41% | 4.20% |
| 2018 | \$3,642,233.29 | \$3,590,144.36 | \$3,590,144.36 | * 1.71% | 2.10% |
| Annual Total | \$4,024,251.81 | \$3,464,861.50 | \$3,370,300.38 | 1.80% | 2.11% |
| Inception to Date | | | | | |
| 01/31/2018 - 05/31/2026 | \$4,024,251.81 | \$3,464,861.50 | \$3,370,300.38 | 1.80% | 2.11% |

* Partial period return

Returns for periods exceeding 12 months are annualized.

Bond Analysis



Maturity by Year

| Description | Principal | Cost Basis | Value | Annual Income | Yield to Maturity (Cost) | Yield to Maturity (Market) | Modified Duration (Market) |
|---|-------------|-------------|-------------|---------------|--------------------------|----------------------------|----------------------------|
| Fixed Income | | | | | | | |
| United States Treasury Notes 3.5 02/28/31 02/28/2031 3.500% | \$50,000.00 | \$49,374.49 | \$48,652.50 | \$1,750.00 | 3.78% | 4.13% | 4.29 |
| Accrued Income | | | \$432.74 | | | | |
| United States Treasury Notes 3.5 09/30/29 09/30/2029 3.500% | \$20,000.00 | \$19,935.04 | \$19,641.40 | \$700.00 | 3.59% | 4.08% | 3.09 |
| Accrued Income | | | \$118.58 | | | | |
| United States Treasury Notes 3.5 11/30/30 11/30/2030 3.500% | \$5,000.00 | \$4,981.09 | \$4,872.05 | \$175.00 | 3.58% | 4.13% | 4.11 |
| Accrued Income | | | \$0.48 | | | | |

Bond Analysis

| Description | Principal | Cost Basis | Value | Annual Income | Yield to Maturity (Cost) | Yield to Maturity (Market) | Modified Duration (Market) |
|--|--------------|--------------|--------------|---------------|--------------------------|----------------------------|----------------------------|
| Fixed Income | | | | | | | |
| United States Treasury Notes 3.500000 2030-04-30 04/30/2030 3.500% | \$205,000.00 | \$201,168.87 | \$200,516.65 | \$7,175.00 | 3.92% | 4.11% | 3.61 |
| Accrued Income | | | \$623.91 | | | | |
| United States Treasury Notes 3.625 08/31/29 08/31/2029 3.625% | \$40,000.00 | \$40,052.19 | \$39,453.20 | \$1,450.00 | 3.59% | 4.08% | 3.01 |
| Accrued Income | | | \$366.44 | | | | |
| United States Treasury Notes 3.625 08/31/30 08/31/2030 3.625% | \$40,000.00 | \$39,972.50 | \$39,231.20 | \$1,450.00 | 3.64% | 4.12% | 3.86 |
| Accrued Income | | | \$366.44 | | | | |
| United States Treasury Notes 3.75 01/31/31 01/31/2031 3.750% | \$240,000.00 | \$241,597.59 | \$236,119.20 | \$9,000.00 | 3.60% | 4.13% | 4.18 |
| Accrued Income | | | \$2,958.56 | | | | |
| United States Treasury Notes 3.875 03/31/31 03/31/2031 3.875% | \$5,000.00 | \$4,992.62 | \$4,942.60 | \$193.75 | 3.91% | 4.14% | 4.33 |
| Accrued Income | | | \$32.82 | | | | |
| United States Treasury Notes 3.875 06/30/30 06/30/2030 3.875% | \$10,000.00 | \$9,986.56 | \$9,911.30 | \$387.50 | 3.90% | 4.11% | 3.68 |
| Accrued Income | | | \$162.71 | | | | |
| United States Treasury Notes 3.875 07/31/30 07/31/2030 3.875% | \$125,000.00 | \$125,603.99 | \$123,862.50 | \$4,843.75 | 3.77% | 4.11% | 3.76 |
| Accrued Income | | | \$1,619.04 | | | | |
| United States Treasury Notes 3.875 11/30/29 11/30/2029 3.875% | \$5,000.00 | \$5,041.45 | \$4,965.65 | \$193.75 | 3.64% | 4.09% | 3.24 |
| Accrued Income | | | \$0.53 | | | | |

Bond Analysis

| Description | Principal | Cost Basis | Value | Annual Income | Yield to Maturity (Cost) | Yield to Maturity (Market) | Modified Duration (Market) |
|---|--------------|--------------|--------------|---------------|--------------------------|----------------------------|----------------------------|
| Fixed Income | | | | | | | |
| United States Treasury Notes 4.0 05/31/30 05/31/2030 4.000% | \$5,000.00 | \$5,057.27 | \$4,980.45 | \$200.00 | 3.74% | 4.11% | 3.66 |
| Accrued Income | | | \$0.55 | | | | |
| United States Treasury Notes 4.125 03/31/31 03/31/2031 4.125% | \$10,000.00 | \$10,059.61 | \$9,991.00 | \$412.50 | 3.99% | 4.14% | 4.31 |
| Accrued Income | | | \$69.88 | | | | |
| United States Treasury Notes 4.125 10/31/29 10/31/2029 4.125% | \$15,000.00 | \$15,285.39 | \$15,018.15 | \$618.75 | 3.61% | 4.09% | 3.15 |
| Accrued Income | | | \$53.80 | | | | |
| United States Treasury Notes 4.375 12/31/29 12/31/2029 4.375% | \$30,000.00 | \$30,730.74 | \$30,282.30 | \$1,312.50 | 3.70% | 4.09% | 3.23 |
| Accrued Income | | | \$551.10 | | | | |
| United States Treasury Notes 4.5 07/15/26 07/15/2026 4.500% | \$295,000.00 | \$296,450.43 | \$295,271.40 | \$13,275.00 | 3.96% | 3.69% | 0.12 |
| Accrued Income | | | \$5,023.96 | | | | |
| US Treasury 1.500 01/31/27 01/31/2027 1.500% | \$515,000.00 | \$493,343.79 | \$507,213.20 | \$7,725.00 | 2.42% | 3.81% | 0.65 |
| Accrued Income | | | \$2,582.11 | | | | |
| US Treasury 1.875 02/28/27 02/28/2027 1.875% | \$170,000.00 | \$153,926.40 | \$167,575.80 | \$3,187.50 | 4.29% | 3.82% | 0.73 |
| Accrued Income | | | \$805.54 | | | | |
| US Treasury 3.125 08/31/27 08/31/2027 3.125% | \$175,000.00 | \$170,053.95 | \$173,271.00 | \$5,468.75 | 3.76% | 3.94% | 1.20 |
| Accrued Income | | | \$1,382.05 | | | | |
| US Treasury 3.250 06/30/27 06/30/2027 3.250% | \$130,000.00 | \$131,513.13 | \$129,096.50 | \$4,225.00 | 3.00% | 3.91% | 1.04 |
| Accrued Income | | | \$1,774.03 | | | | |

Bond Analysis

| Description | Principal | Cost Basis | Value | Annual Income | Yield to Maturity (Cost) | Yield to Maturity (Market) | Modified Duration (Market) |
|---|-----------------------|-----------------------|-----------------------|---------------------|--------------------------|----------------------------|----------------------------|
| Fixed Income | | | | | | | |
| US Treasury 3.625 03/31/30 03/31/2030 3.625% | \$5,000.00 | \$4,980.90 | \$4,916.20 | \$181.25 | 3.71% | 4.10% | 3.52 |
| Accrued Income | | | \$30.70 | | | | |
| US Treasury 3.625 05/31/28 05/31/2028 3.625% | \$205,000.00 | \$203,896.92 | \$203,487.10 | \$7,431.25 | 3.74% | 4.01% | 1.91 |
| Accrued Income | | | \$20.30 | | | | |
| US Treasury 4.000 02/28/30 02/28/2030 4.000% | \$40,000.00 | \$40,168.87 | \$39,865.60 | \$1,600.00 | 3.90% | 4.10% | 3.42 |
| Accrued Income | | | \$404.35 | | | | |
| US Treasury 4.000 02/29/28 02/29/2028 4.000% | \$365,000.00 | \$372,466.84 | \$365,029.20 | \$14,600.00 | 3.55% | 3.99% | 1.66 |
| Accrued Income | | | \$3,689.67 | | | | |
| US Treasury 4.125 09/30/27 09/30/2027 4.125% | \$210,000.00 | \$208,016.64 | \$210,468.30 | \$8,662.50 | 4.34% | 3.95% | 1.28 |
| Accrued Income | | | \$1,467.42 | | | | |
| US Treasury 4.250 01/31/30 01/31/2030 4.250% | \$345,000.00 | \$351,918.13 | \$346,780.20 | \$14,662.50 | 3.76% | 4.10% | 3.32 |
| Accrued Income | | | \$4,901.00 | | | | |
| US Treasury 4.625 11/15/26 11/15/2026 4.625% | \$200,000.00 | \$201,244.38 | \$200,740.00 | \$9,250.00 | 4.40% | 3.79% | 0.45 |
| Accrued Income | | | \$427.31 | | | | |
| US Treasury 4.875 05/31/26 05/31/2026 4.875% | \$5,000.00 | \$5,054.92 | \$5,000.00 | \$243.75 | 4.09% | 0.00% | 0.00 |
| US Treasury 4.875 10/31/28 10/31/2028 4.875% | \$405,000.00 | \$410,643.25 | \$412,703.10 | \$19,743.75 | 4.56% | 4.04% | 2.26 |
| Accrued Income | | | \$1,716.85 | | | | |
| Fixed Income Total | \$3,870,000.00 | \$3,847,517.95 | \$3,885,440.62 | \$140,118.75 | 3.72% | 3.96% | 1.93 |

Bond Analysis

| Description | Principal | Cost Basis | Value | Annual Income | Yield to Maturity (Cost) | Yield to Maturity (Market) | Modified Duration (Market) |
|---|-----------------------|-----------------------|-----------------------|---------------------|--------------------------|----------------------------|----------------------------|
| ■ T-Bills United States Treasury Bills 0.0 06/25/26 06/25/2026 | \$105,000.00 | \$103,208.49 | \$104,745.90 | \$0.00 | 3.56% | 3.54% | 0.07 |
| T-Bills Total | \$105,000.00 | \$103,208.49 | \$104,745.90 | \$0.00 | 3.56% | 3.54% | 0.07 |
| Total | \$3,975,000.00 | \$3,950,726.44 | \$3,990,186.52 | \$140,118.75 | 3.72% | 3.95% | 1.88 |



Executive Director's Report
JCHD Board of Trustees Meeting
June 2026

1. The Main Street building did not sell on GovDeals. Bidding closed on June 10th. There were no bids made on the building.
2. New building projects.
 - a. Concrete work has been completed. Two curbs were removed and a sloped sidewalk was installed to allow easier access into building. A full sidewalk was installed behind building to allow easier access to the mobile vans.
 - b. Controlled gate access system is now being installed
3. Jefferson County Food Code is being updated and will require approval from the board once it has been finalized. We are hoping to present at the July Board meeting. This will be sent to board members prior to the board meeting for their review.



Jefferson County Health Department will promote positive health outcomes through the delivery of foundational public health services.

2026 CLINICAL SERVICES BOARD REPORT MAY

JCHD clinical services section consists of nursing services including office general clinic and family planning, community clinical services, mobile wellness program, communicable disease testing, Tuberculosis investigations and case management, nutrition services, dental services, and front office services including vital records.

Foundational Public Health Services Areas: Access to Healthcare, Maternal Child & Family Health, Chronic Disease Prevention, Injury Prevention, and Communicable Disease

Family Planning

107 appointments | **100** distinct patients

A sexual health education course was provided to the Hillsboro Junior High School on May 15. This collaboration is going very well and because of this success the school system is asking for additional types of education services.

The team is preparing for the second portion of the Title X monitoring. Phase 2 of the monitoring will consist of a fiscal review.

The Team is preparing for a Blood Drive at the JCHD Hillsboro location on June 4, 2026.

General Clinic

224 appointments | **199** distinct patients

The Nursing Supervisor prepared for the DHSS Health Advisory that was issued on May 1, 2026 regarding the 2026 World Cup events. She prepared by ensuring JCHD has the appropriate specimen collection kits and appropriate PPE for sample collection that could be more than normal, or outside typical testing needs.

The Tuberculosis (TB) Program Coordinator teamed up with the Mobile Wellness team when attending Jefferson College in May. The team provided TB screenings to college healthcare programs that require it as part of their program entry needs.

The TB Program Coordinator also teamed with mobile healthcare at the Senn Thomas Career Expo.

Community Clinics

87 appointments | **78** distinct patients | **12** days in community | **7** Locations visited

Mobile Wellness saw 51 patients on the mobile health center this month. Of those 51 patients, 16 of them were new to our services. The program visited many of the regular locations: Jefferson College, My Place, Sunnyhill, DeSoto Farmer's Market, High Ridge Fire Department, and the Peace Pantry. Upcoming locations for mobile wellness can be found at: jeffcohealth.org/mobile-health-center

Additionally, the team was asked to participate in a Homeland Security operation on trafficking. The team prepared for this operation by meeting with homeland security. During the event, we offered point of care STD testing, pregnancy testing, and resource navigation on-site. The investigation team is preparing to have additional operations in the area due to large events happening this Summer.

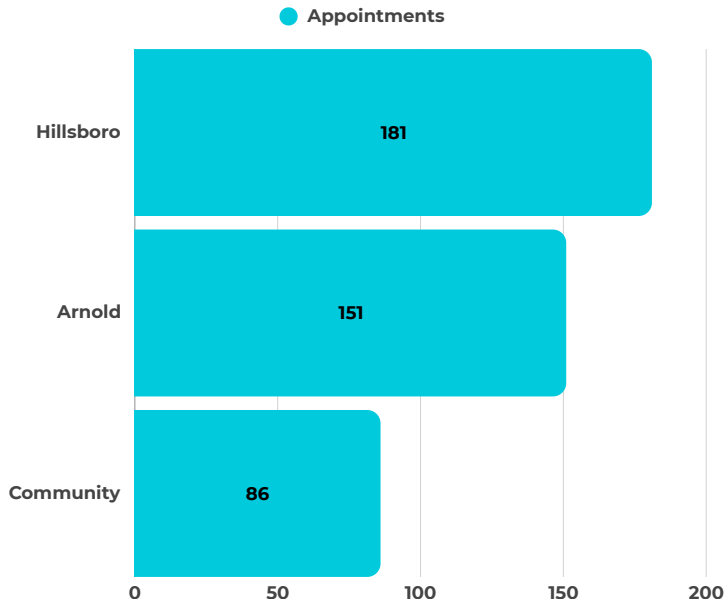
Total Appointments

418

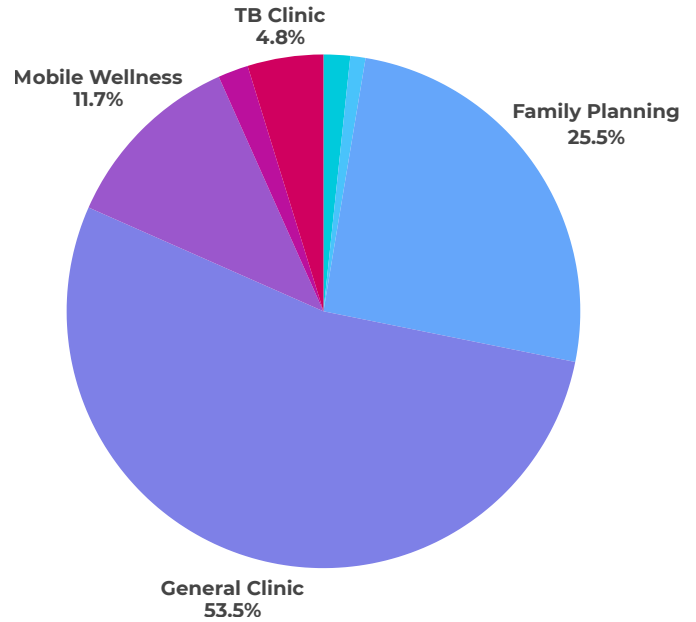
Total Unique Patients

348

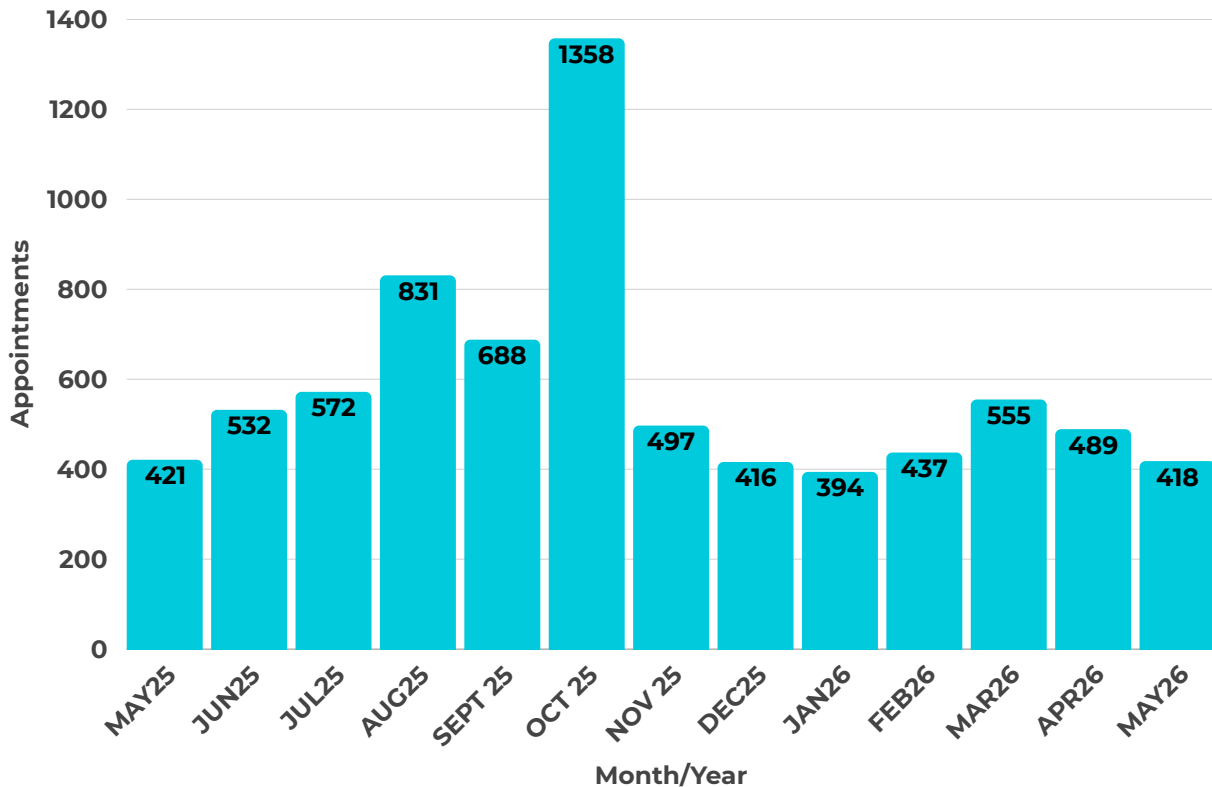
APPOINTMENTS BY LOCATION



APPOINTMENTS BY RESOURCE



2025-2026 JCHD CLINICAL APPOINTMENTS BY MONTH



68 appointments | 38 distinct patients

The dental program provided school-based services at the Fox Elementary School and the DeSoto Early Childhood Center in May. The data for each school system can be found in the graphics below. The team has been working to develop the dental schedule for the Summer and incorporate adult emergency visits and walk-in appointments. Additionally, the team has worked to secure the schedule for the 2026-2027 school year.

To see upcoming dental schedules, visit the JCHD Dental Program Calendar: jeffcohealth.org/dental



JCHD Smiles to Go Dental Van Provided Services Report



De Soto ECC
5/11/26-5/13/26

| Procedure | # |
|----------------------------------|---|
| Exams Completed/Students Seen | 6 |
| Cleanings and Fluoride | 6 |
| # of Students Receiving Sealants | 0 |
| # of Teeth Sealed | 5 |
| Fillings | 1 |
| Extractions | 0 |
| After School Emergencies | 0 |

Amount of Services Provided: \$1,743.95



JCHD Smiles to Go Dental Van Provided Services Report

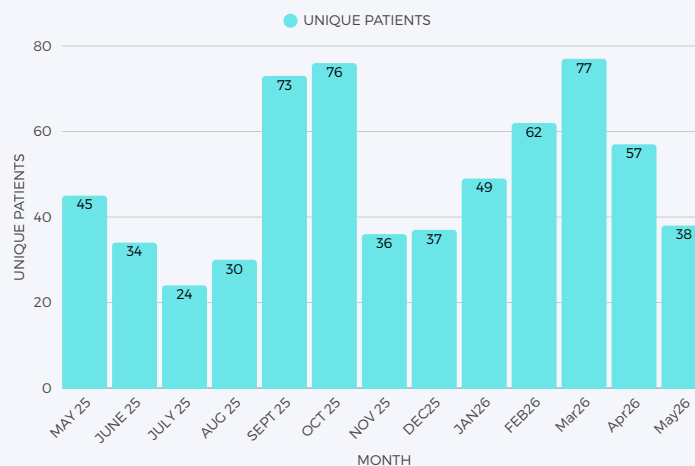


Fox Elementary
4/27/26-5/6/26

| Procedure | # |
|----------------------------------|----|
| Exams Completed/Students Seen | 16 |
| Cleanings and Fluoride | 17 |
| # of Students Receiving Sealants | 8 |
| # of Teeth Sealed | 24 |
| Fillings | 10 |
| Extractions | 1 |
| After School Emergencies | 1 |

Amount of Services Provided: \$5,724.60

JCHD MONTHLY DENTAL PROGRAM VOLUME

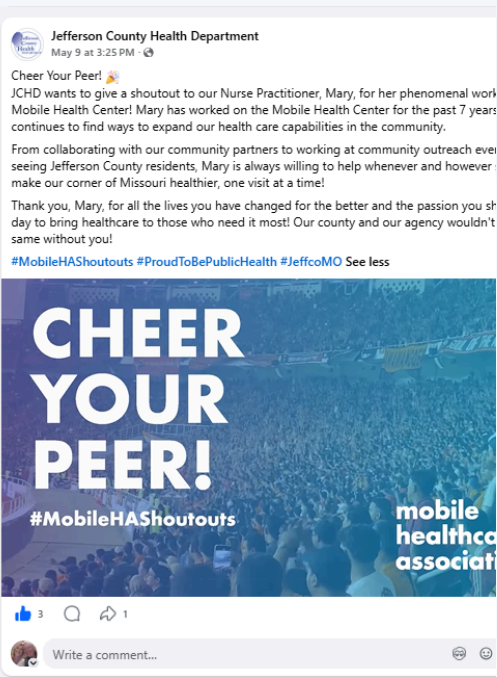


May was a busy month with many community activities and outreach events. JCHD celebrated National Nurses week in May and provided a “Cheers Your Peer” for our mobile healthcare Nurse Practitioner. Additionally, the Mobile Healthcare Association highlighted a picture of our mobile team from the Regional Coalition Meeting held at JCHD in April.

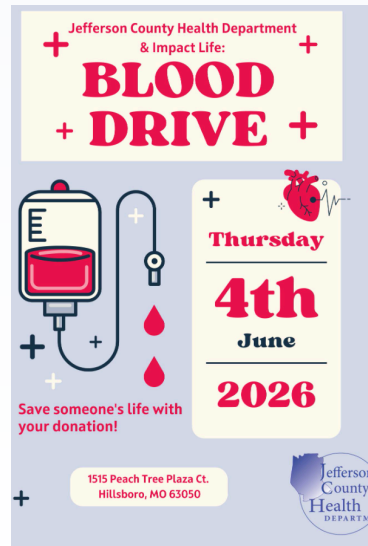
A Sexual Health Education course was held at the Hillsboro Junior High in May for 175 7th and 8th grade students. A JCHD nurse and medical assistant provided the training for this round of education.

The clinical teams also provided outreach at two career fairs this month.

The information for the Blood Drive in June is also listed below.



| Date | Event | JCHD Services | #JCHD staff |
|----------|---|--|-------------|
| 05/08/26 | Hillsboro Intermediate Career Day Expo | Education | 2 |
| 05/13/26 | Senn-Thomas Career Expo | Education | 4 |
| 05/15/26 | Hillsbor JH Sexual Health Education | Education | 2 |
| 05/28/26 | Homeland Security Trafficking Operation | STD testing, pregnancy testing and resources | 3 |





Jefferson County Health Department will champion positive health outcomes and behaviors through innovative programs and community engagement.

Community Services Board Report - June 2026 (Analytics and Updates from May 2026)

The Community Services Department consists of our Communicable Disease Prevention Team, Environmental Public Health Team, Public Health Preparedness Planner and the Special Healthcare Needs Team. This department manages non-clinical public health programs.

Foundation of Public Health Module Areas of Capability and Expertise:

Communicable Disease Surveillance Summary Report - May 2026

Jefferson County, Missouri

NOTES ON THE DATA:

- All data and information are conditional and may change as more reports are received.
- Case definitions are established by the Missouri Department of Health and Senior Services' (DHSS) Communicable Disease Investigation Reference Manual and the CDC's National Notifiable Diseases Surveillance System (NNDSS). The totals reflect the number of confirmed and probable cases reported; suspect cases are not included.
- Data is reported in epidemiologic weeks established by the CDC's Morbidity and Mortality Weekly Report (MMWR). The MMWR week starts on a Sunday and ends on Saturday. Values for MMWR week range from 1 to 53, although most years consist of 52 weeks. The 2026 MMWR calendar began on January 4, 2026.
- Case date may be based on the onset date, diagnosis date, specimen date, or test date.
- Excluded from this report are Sexually Transmitted Diseases, Influenza, and COVID-19.
- Jefferson County Health Department monitors all reportable disease cases year-round. Figures 1. and 2. include detailed views of diseases or conditions that may be of importance during the time of year this report is published. Variables such as outbreaks or the seasonality of communicable diseases may affect the number of cases per month and call for a more in-depth look. Seasonal change in the incidence of infectious diseases is common.

Additional Sources of Information:

Jefferson County Health Department's Respiratory Illness page

- <https://www.jeffcohealth.org/respiratory-illnesses>

Missouri Department of Health and Senior Services Influenza Surveillance Report

- <https://health.mo.gov/living/healthcondiseases/communicable/influenza/dashboard.php>

Missouri Department of Health and Senior Services, Communicable Disease Investigation Reference Manual

- <https://health.mo.gov/living/healthcondiseases/communicable/communicabledisease/cdmanual/index.php>

Centers for Disease Control and Prevention, National Influenza Surveillance:

- <https://www.cdc.gov/flu/weekly/>

The National Respiratory and Enteric Virus Surveillance System (NREVSS):

- <https://www.cdc.gov/surveillance/nrevss/>

World Health Organization, International Influenza Surveillance:

- <https://www.who.int/teams/global-influenza-programme/surveillance-and-monitoring/influenza-surveillance-outputs>

Communicable Disease Surveillance Summary Report

Table 1: Number of Enteric Cases by Month, Jefferson County, MO

| Disease or Condition | Five Previous Months | | | | | Year to Date Comparison | | |
|--------------------------------------|----------------------|---------------|------------|------------|-----------|-------------------------|--------------------------|------------------------|
| | January 2026 | February 2026 | March 2026 | April 2026 | May 2026 | YTD 2026 | YTD 5 Previous Year Mean | YTD Alert ¹ |
| Campylobacteriosis | 4 | 4 | 2 | 2 | 7 | 19 | 9.4 | * |
| Cryptosporidiosis | 0 | 0 | 0 | 0 | 2 | 2 | 0.8 | |
| Cyclosporiasis | 0 | 0 | 0 | 0 | 0 | 0 | 0 | |
| Giardiasis | 2 | 0 | 2 | 0 | 2 | 6 | 1.2 | * |
| Hepatitis A Acute | 0 | 0 | 0 | 0 | 0 | 0 | 0.4 | |
| Listeriosis | 0 | 0 | 0 | 0 | 0 | 0 | 0.2 | |
| Salmonellosis | 2 | 1 | 4 | 4 | 3 | 14 | 10.8 | * |
| Shigellosis | 0 | 0 | 4 | 0 | 1 | 5 | 0.6 | * |
| STEC (Shiga Toxin Producing E. Coli) | 0 | 1 | 1 | 1 | 3 | 6 | 2.6 | * |
| Vibriosis | 0 | 0 | 0 | 0 | 0 | 0 | 0.6 | |
| Yersiniosis | 1 | 0 | 0 | 0 | 2 | 3 | 1 | * |
| Enteric Totals | 9 | 6 | 13 | 7 | 20 | 55 | 27.6 | |

Table 2: Number of Respiratory and Systemic Disease Cases by Month, Jefferson County, MO

| Disease or Condition | Five Previous Months | | | | | Year to Date Comparison | | |
|--|----------------------|---------------|------------|------------|----------|-------------------------|--------------------------|-----------|
| | January 2026 | February 2026 | March 2026 | April 2026 | May 2026 | YTD 2026 | YTD 5 Previous Year Mean | YTD Alert |
| Coccidioidomycosis | 0 | 0 | 0 | 0 | 0 | 0 | 0.2 | |
| Hansen's Disease (Leprosy) | 0 | 0 | 0 | 0 | 0 | 0 | 0 | |
| Haemophilus Influenzae, Invasive | 0 | 0 | 3 | 0 | 2 | 5 | 2.4 | * |
| Legionellosis and Pontiac Fever | 0 | 0 | 0 | 0 | 0 | 0 | 0.4 | |
| Measles | 0 | 0 | 0 | 0 | 0 | 0 | 0 | |
| Mpox | 0 | 0 | 0 | 0 | 0 | 0 | 0 | |
| Mumps | 0 | 0 | 0 | 0 | 0 | 0 | 0.2 | |
| Pertussis | 1 | 1 | 1 | 0 | 3 | 6 | 2.8 | * |
| Staph Aureus, VISA | 0 | 0 | 0 | 0 | 0 | 0 | 1 | |
| Streptococcus Pneumoniae, Invasive | 2 | 2 | 3 | 2 | 1 | 10 | 10.2 | |
| Streptococcal Toxic Shock Syndrome | 0 | 0 | 0 | 0 | 0 | 0 | 0.6 | |
| Varicella | 1 | 0 | 0 | 0 | 0 | 1 | 0.8 | |
| Respiratory and Systemic Totals | 4 | 3 | 7 | 2 | 6 | 22 | 18.6 | |

¹ Year- to- Date alerts represent an increase of at least one standard deviation for total cases in the current year compared to the same time period in the five previous years.

Communicable Disease Report

Table 3: Number of Vector-Borne Cases by Month, Jefferson County, MO

| Disease or Condition | Five Previous Months | | | | | Year to Date Comparison | | |
|--|----------------------|---------------|------------|------------|----------|-------------------------|--------------------------|-----------|
| | January 2026 | February 2026 | March 2026 | April 2026 | May 2026 | YTD 2026 | YTD 5 Previous Year Mean | YTD Alert |
| Anaplasma Phagocytophilum | 0 | 0 | 0 | 0 | 0 | 0 | 0 | |
| Babesiosis | 0 | 0 | 0 | 0 | 0 | 0 | 0 | |
| Dengue Fever | 0 | 1 | 0 | 0 | 0 | 1 | 0.2 | |
| Ehrlichiosis | 0 | 0 | 0 | 1 | 7 | 8 | 5.6 | * |
| Ehrlichiosis Anaplasmosis Undetermined | 0 | 0 | 0 | 0 | 0 | 0 | 0.4 | |
| Lyme | 0 | 0 | 0 | 0 | 0 | 0 | 0 | |
| Q. Fever | 0 | 0 | 0 | 0 | 0 | 0 | 0 | |
| Rocky Mountain Spotted Fever | 0 | 0 | 0 | 1 | 1 | 2 | 0.2 | * |
| Tularemia | 0 | 0 | 0 | 0 | 0 | 0 | 0 | |
| West Nile | 0 | 0 | 0 | 0 | 0 | 0 | 0 | |
| Zika | 0 | 0 | 0 | 0 | 0 | 0 | 0 | |
| Vector-Borne Totals | 0 | 1 | 0 | 2 | 8 | 11 | 6.4 | |

Table 4: Number of Other/Miscellaneous Cases by Month, Jefferson County, MO

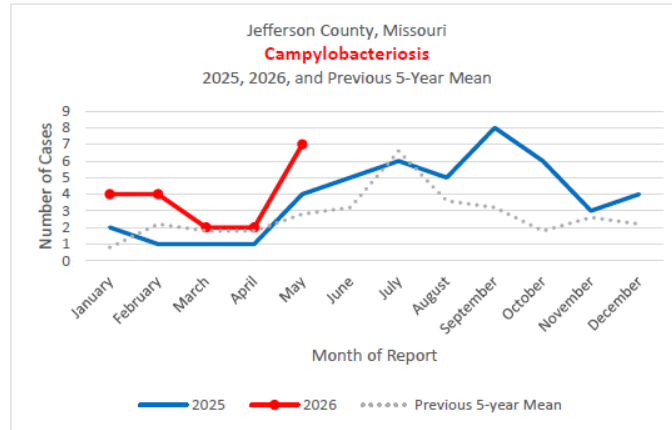
| Disease or Condition | Five Previous Months | | | | | Year to Date Comparison | | |
|--------------------------------------|----------------------|---------------|------------|------------|-----------|-------------------------|--------------------------|-----------|
| | January 2026 | February 2026 | March 2026 | April 2026 | May 2026 | YTD 2026 | YTD 5 Previous Year Mean | YTD Alert |
| Animal Bites | 21 | 30 | 28 | 27 | 38 | 144 | 106 | * |
| Creutzfeldt- Jakob Disease (CJD) | 0 | 0 | 0 | 0 | 0 | 0 | 0 | |
| NTM (Non-Tuberculosis Mycobacterium) | 4 | 2 | 1 | 4 | 1 | 12 | 8.6 | * |
| Rabies Animal | 0 | 0 | 0 | 0 | 0 | 0 | 0 | |
| TB Disease | 0 | 0 | 0 | 0 | 0 | 0 | 0 | |
| TB Infection | 4 | 3 | 6 | 5 | 4 | 22 | 18.4 | * |
| Other/Miscellaneous Totals | 29 | 35 | 35 | 36 | 43 | 178 | 133 | |

Communicable Disease Report

Campylobacteriosis

Campylobacter infection, or campylobacteriosis, is caused by Campylobacter bacteria. Campylobacteriosis is one of the most common causes of diarrheal illness in the United States. There are 21 Campylobacter species; however, Campylobacter jejuni and Campylobacter coli are the two species that most often infect humans. Almost all persons infected with Campylobacter recover without any specific treatment. Antimicrobial therapy is warranted only for patients with severe disease or those at high risk for severe disease, such as those with immune systems severely weakened from medications or other illnesses.

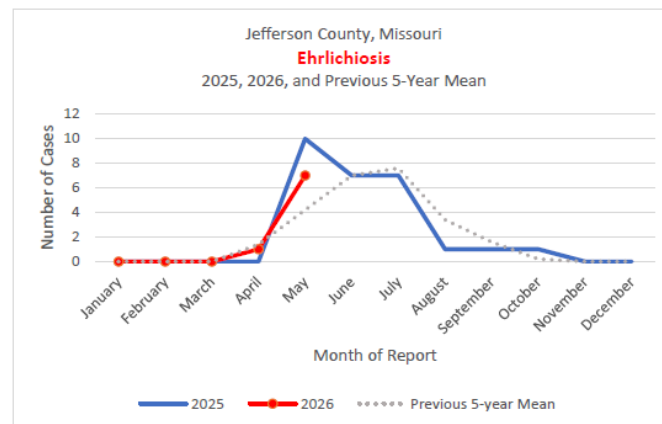
There were 7 cases of Campylobacteriosis reported during May 2026 in Jefferson County. During the previous 5 years, the number of cases has ranged from 0 to 8 per month. A year-to-date alert has been noted for Campylobacteriosis. Year-to-date alerts are present when the total cases in the current year are more than one standard deviation above the mean for the same time period in the previous five years.



Ehrlichiosis

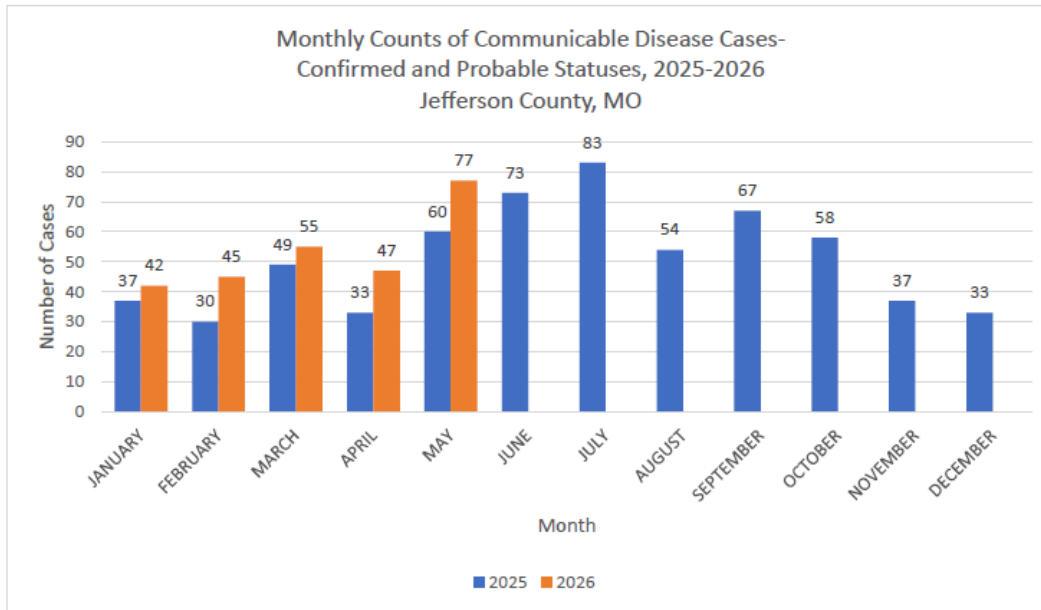
Ehrlichiosis is a tick-borne illness caused by the bacteria Ehrlichia chaffeensis, E. ewingii, or E. muris eauclairensis. These bacterial zoonotic pathogens infect animal reservoir hosts and require a tick to be transmitted to humans. The majority of reported cases are due to infection with E. chaffeensis. In Missouri, Ehrlichiosis is primarily transmitted by the Lone Star tick. In rare cases, Ehrlichia species have been spread through blood transfusion and organ transplant. Doxycycline is the treatment of choice for adults and children of all ages with ehrlichiosis.

There were 7 cases of Ehrlichiosis reported during May 2026 in Jefferson County. During the previous 5 years, the number of reported cases has ranged from 0 to 12 per month. A year-to-date alert has been noted for Ehrlichiosis. Year-to-date alerts are present when the total cases in the current year are more than one standard deviation above the mean for the same time period in the previous five years.

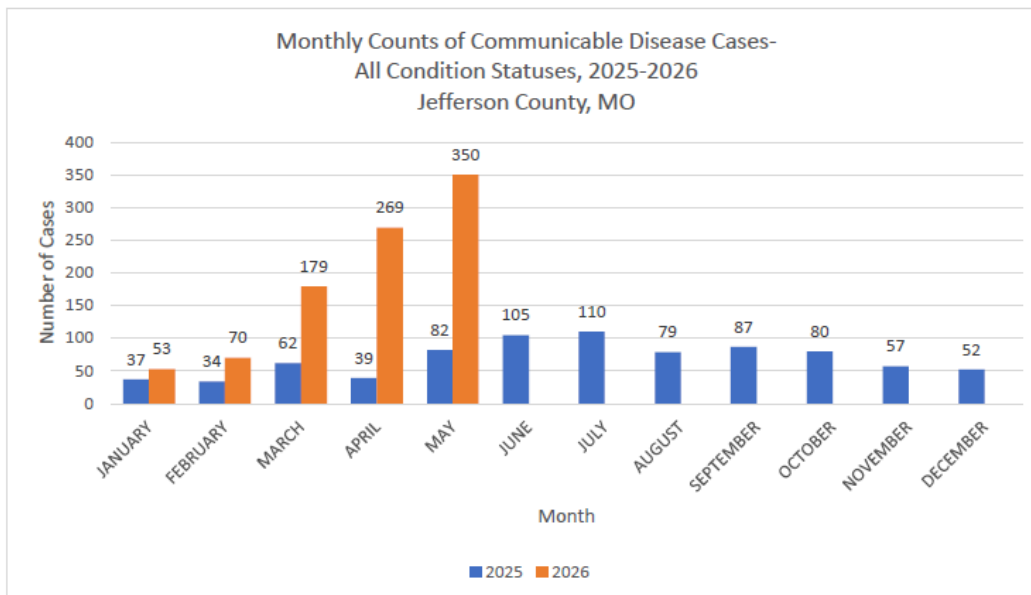


Communicable Disease Report

**Table 5: Total Communicable Disease Case Investigations by Month 2025-2026
Confirmed and Probable Statuses
Jefferson County, MO**



**Table 6: Total Communicable Disease Case Investigations by Month 2025-2026
All Conditions Reported and/or Investigated
Jefferson County, MO**



Communicable Disease

Respiratory Season

The 2025/2026 Respiratory Season has ended. The weekly respiratory report will continue this fall with the beginning of the 2026/2027 season.

Monthly CD Report: New Tables Explained

- Table 5: Total Communicable Disease Case Investigations by Month 2025-2026, Confirmed and Probable Statuses, Jefferson County, MO
 - This table shows the amount of confirmed and probable cases the team investigated compared to each month last year. These are the “counted” cases.
- Table 6: Number of Other/Miscellaneous Cases by Month, Jefferson County, MO
 - This table shows ALL incoming cases each month compared to the previous year. These are reports of diseases/conditions that must be investigated and upon investigation determine their confirmation status. This table provides a better illustration of the team's overall workload.

Public Health Preparedness

Public Health Emergency Operations Activation at Level 1: Awareness and Planning

No updates as of June 22, 2026

Activation Objectives

- Enhance Preparedness and Response Capability: Develop, review, and refine public health capability-based plans, ensuring staff are trained and ready to respond effectively to potential communicable disease outbreaks or public safety incidents associated with increased population movement.
- Strengthen Coordination and Surveillance Efforts: Increase collaboration with local, state, and federal partners while enhancing disease surveillance and situational awareness to quickly identify, report, and respond to emerging public health threats during upcoming large-scale events.

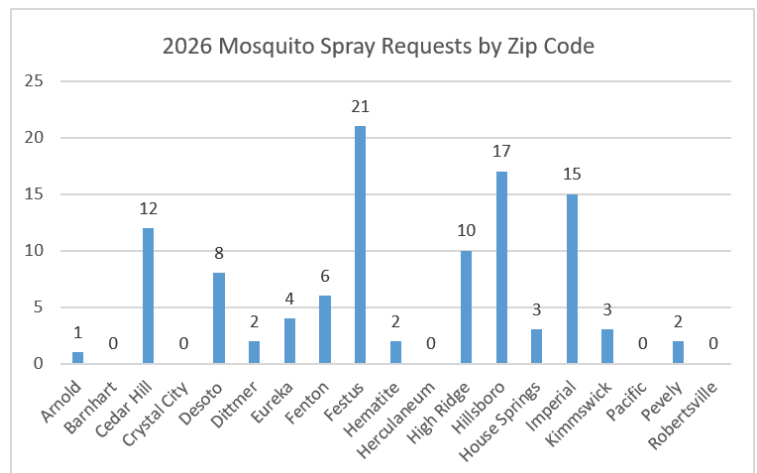
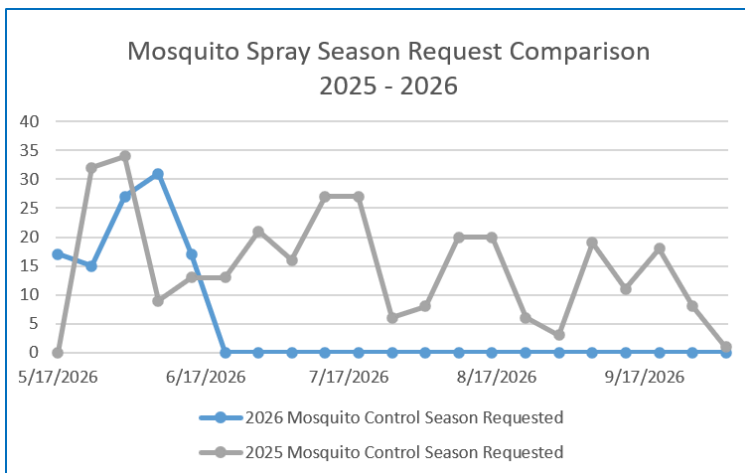
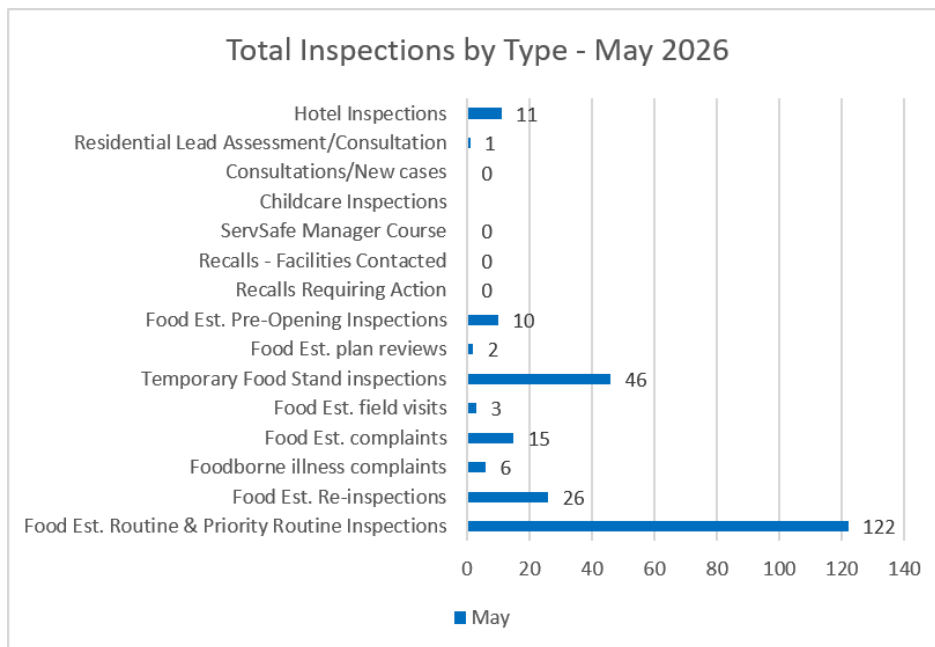
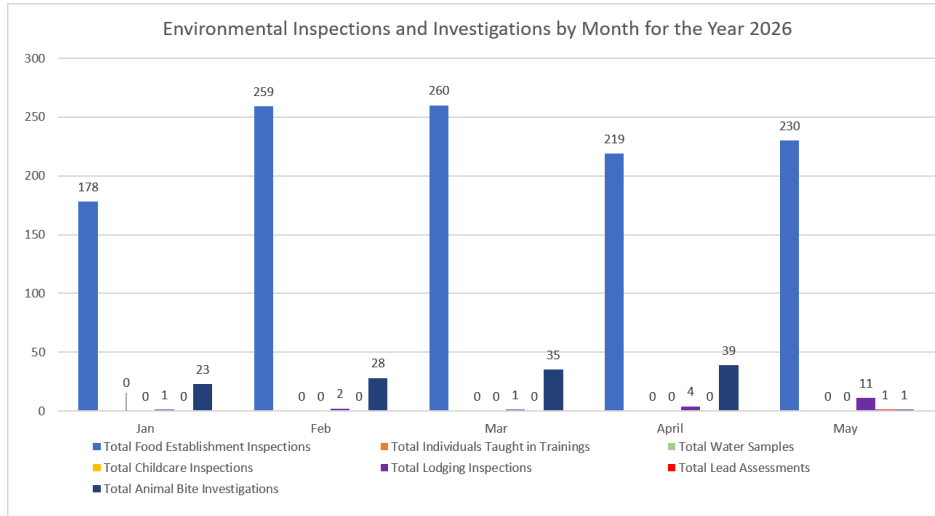
Environmental Public Health - Vector Control and Surveillance

2026 Mosquito Control and Surveillance Season

The 2026 Mosquito Control and Surveillance Season began on May 23, 2026.

- The program has two unpaid internships that will assist with surveillance trapping and testing beginning June 1, 2026

Environmental Public Health





Promote positive health outcomes through delivery of foundational public health services.

Health Communications Board Report- June 2026

**program information from May 2026*

Overdose Data to Action: Supports jurisdictions in implementing prevention activities and collecting accurate, comprehensive, and timely data on nonfatal and fatal overdoses, as well as using those data to enhance programmatic and surveillance efforts.

- **Capacity Building/Community Collaboration**
 - Jefferson County Drug Prevention Coalition meeting
- **Public Safety Partnerships/Interventions**
 - Community partners meeting for Naloxone Distribution Box in Hillsboro
 - Recovery Awareness Week planning meeting with partners
 - JeffCo Family Fun Day logistics meeting
 - Provided program info, Narcan, & SUD resources
- **Community-Based Linkages to Care**
 - Updates to JeffCo Resource Guide
- **Harm Reduction**
 - 10+ doses of Narcan provided
 - Management of JCHD Sharps Disposal Program

Foundational Areas: Injury Prevention, Maternal, Child, & Family Health, Linkage to Resources

Foundational Capabilities: Communications, Community Partnership Development, Emergency Preparedness & Response, Organizational Administrative Competencies, Assessment & Surveillance

Comprehensive Opioid, Stimulant, and Substance Use Program (COSSUP): Provide financial and technical assistance to states, units of local government, and Indian tribal governments to develop, implement, or expand comprehensive efforts to identify, respond to, treat, and support those impacted by illicit opioids, stimulants, and other drugs.

- Medication Safety presentation at several partner agencies
- Discussion with Sheriff's Office about incinerator purchase and MOU drafting
- NEPA review was passed per BJA

Foundational Areas: Injury Prevention, Maternal, Child, & Family Health, Linkage to Resources, Environmental Health

Foundational Capabilities: Communications, Community Partnership Development, Emergency Preparedness & Response, Organizational Administrative Competencies, Assessment & Surveillance

Health Communications Report (cont'd)

Maternal Child Health: Support, improve, and promote the development and coordination of family-centered and community-based systems of care for mothers, children, and youth, including children and youth with special health care needs, and their families.

- **Influence Policy and Legislation**
- **Change Organizational Policies**
 - Resent toolkit survey to community partners
- **Foster Coalitions and Networks**
 - Family Fun Day planning
- **Educate Providers**
- **Promote Community Education**
 - Enhancing survey formats for accessibility
- **Strengthen Individual Skills/Knowledge**
 - Research and creation of Summer Fun Challenge materials
- **General MCH Activities**
 - Car Seat Program:
 - Installed 3 car seats
 - Checked 3 car seats
 - Mid-year MCH check-in meeting with state
 - Drafting of the next 5-year work plan
 - Smoothie Bike at farmer's markets

Foundational Areas: Chronic Disease Prevention, Injury Prevention, Maternal, Child, & Family Health, Linkage to Resources, Communicable Disease Prevention, Environmental Health

Foundational Capabilities: Communications, Community Partnership Development, Emergency Preparedness & Response, Organizational Administrative Competencies, Policy Development & Support, Assessment & Surveillance

Social performance score

678 
/ 1,000 




Getting there!

It's fantastic to see your score climbing over the past two months! Your average score has remained consistent with what we saw earlier this year, indicating that you're performing in a solid and stable manner. Keep up the great work!

SCORE HISTORY



FACTORS INFLUENCING YOUR SCORE OVER THE PAST 8 WEEKS

-  Post Views
-  Post Clicks
-  Post Interactions
-  Post Comments
-  Post Shares
-  Followers

Health Communications Report (cont'd)

Communications & Awareness: Health Comms team members also create educational and awareness campaigns for the community for existing agency programs, services, initiatives, and funding sources.

Topics include:

- Community Outreach Events
- Mental Health Awareness Month
- National Nurses Week
- Mobile Healthcare Association Spotlight
- Women’s Health Month Awareness
- Job Openings
- Summer Safety: Vectors, Sun, Food, Water
- Agency Blood Drive
- Sharing partner posts

Website Compliance:

We recently completed a full redesign of our website and successfully launched it to the public. The new site was rebuilt to provide a significantly improved user experience, with easier navigation, a fresh and modern look, and more informative, clearly organized content. This update better reflects our work and makes it easier for the public to find the information they need. As part of the redesign, we also prioritized accessibility and compliance, and we will continue making improvements to ensure the website meets WCAG 2.1 accessibility guidelines by the April 2027 deadline.

Domains Overview
Report created: Jun 17, 2026, 9:49 AM

Report for: Jefferson County - Health Department, MO
Domain: <https://www.jeffcohealth.org/>
Scanned at: Jun 11, 2026, 3:57 PM
Report created: Jun 17, 2026, 9:49 AM
Total pages: 177

Average compliance scores across all domains on the account

| | | | |
|-------------------|---------------|----------|-----|
| 35% | 67% | 98% | 92% |
| Quality Assurance | Accessibility | Policies | SEO |

Search

| Domain name | URL | Last scanned | Quality Assurance | Accessibility | Policies | SEO | Pages |
|---|---|-----------------------|-------------------|---------------------------|----------------------|---------------------------|-------|
| https://www.jeffcohealth.org/ | https://www.jeffcohealth.org/ | Jun 11, 2026, 3:57 PM | 35% Issues: 14 | 67% Failing checks: 45 | 98% Violations: 3 | 92% Opportunities: 185 | 177 |