



Promote positive health outcomes through the delivery of foundational public health services.

Respiratory Disease Surveillance Report Jefferson County, Missouri

Week 15: April 12, 2026 – April 18, 2026

OVERVIEW: The Jefferson County Health Department (JCHD) monitors influenza and other respiratory pathogens, including COVID-19, throughout Jefferson County, Missouri. The Jefferson County Health Department conducts influenza surveillance using passive surveillance and syndromic surveillance. Although influenza illness can occur year-round, the seasonal influenza reporting begins on the Morbidity and Mortality Weekly Report (MMWR¹) Week 40 of a given year and continues through MMWR Week 20 of the following calendar year. COVID-19 surveillance began in March 2020 and case reporting continues year-round. COVID-19 data reflects cases that are entered into Missouri's communicable disease database. *All data and information are conditional and may change as more reports are received.*

¹ Data is reported in epidemiologic weeks established by the CDC's Morbidity and Mortality Weekly Report (MMWR). The MMWR week starts on a Sunday and ends on Saturday. Values for MMWR week range from 1 to 53, although most years consist of 52 weeks.

INFLUENZA SURVEILLANCE

Passive Surveillance

Table 1. Number of Laboratory-Positive² Influenza Cases by Week, Jefferson County, Missouri

CDC Reporting Week	Week Start Date	Type A	Type B	Unknown	
				Type	Week Total
40	9/28/2025	2	3	0	5
41	10/5/2025	1	0	0	1
42	10/12/2025	1	1	0	2
43	10/19/2025	4	1	0	5
44	10/26/2025	3	3	0	6
45	11/2/2025	2	2	0	4
46	11/9/2025	8	4	0	12
47	11/16/2025	15	1	0	16
48	11/23/2025	19	4	0	23
49	11/30/2025	21	3	0	24
50	12/7/2025	67	5	0	72
51	12/14/2025	308	16	0	324
52	12/21/2025	553	24	0	577
53	12/28/2025	302	13	0	315
1	1/4/2026	176	23	0	199
2	1/11/2026	139	32	0	171
3	1/18/2026	124	43	0	167
4	1/25/2026	151	55	0	206
5	2/1/2026	151	123	0	274
6	2/8/2026	163	231	0	394
7	2/15/2026	124	287	0	411
8	2/22/2026	51	210	0	261
9	3/1/2026	39	194	0	233
10	3/8/2026	24	155	0	179
11	3/15/2026	10	75	0	85
12	3/22/2026	6	45	0	51
13	3/29/2026	4	28	0	32
14	4/5/2026	4	5	0	9
15	4/12/2026	1	3	0	4

² Laboratory-positive influenza includes the following test methods: rapid influenza diagnostic tests (antigen), reverse transcriptase polymerase chain reaction (RT-PCR) and other molecular assays, immunofluorescence antibody staining (Direct (DFA) or Indirect (IFA)), or viral culture.

Table 2. Number of Laboratory-Positive Influenza Cases by Age Group, Jefferson County, Missouri
For Cases Reported 9/28/2025- 4/18/2026

Age Group	Type A	Type B	Unknown Type	Total	% TOTAL
00 to 01	148	52	0	200	4.9%
02 to 04	242	98	0	340	8.4%
05 to 14	665	757	0	1422	35.0%
15 to 24	370	265	0	635	15.6%
25 to 49	494	298	0	792	19.5%
50 to 64	239	77	0	316	7.8%
65+	315	42	0	357	8.8%
TOTAL	2473	1589	0	4062	100.0%

Figure 1. Percentage of Influenza Cases by Type, Jefferson County, Missouri
For Cases Reported 9/28/2025- 4/18/2026

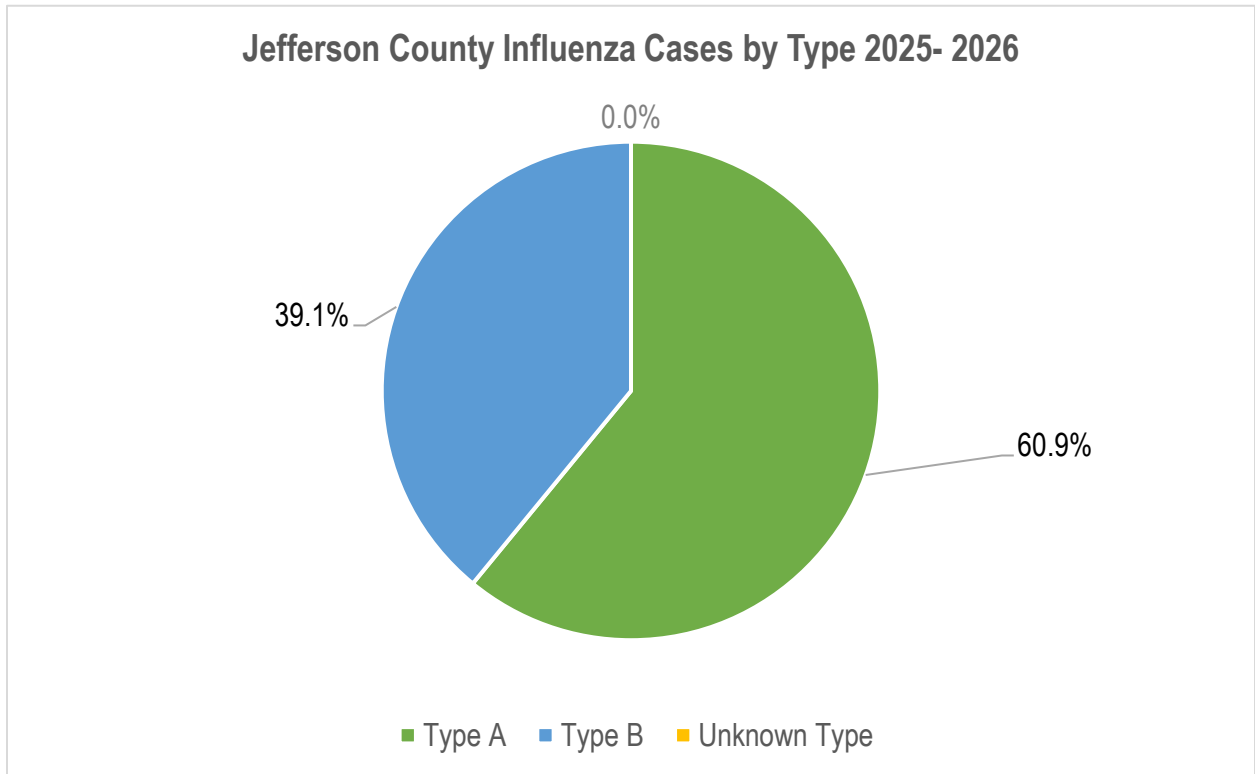
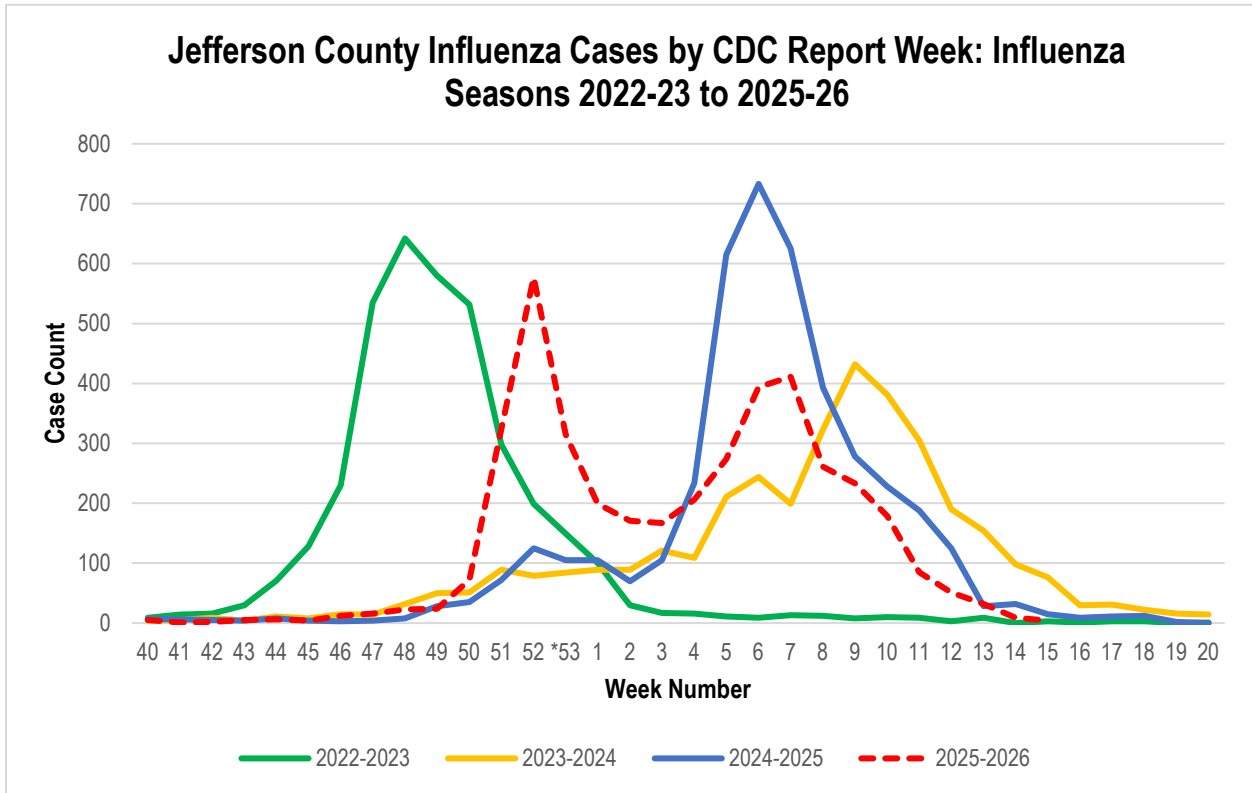


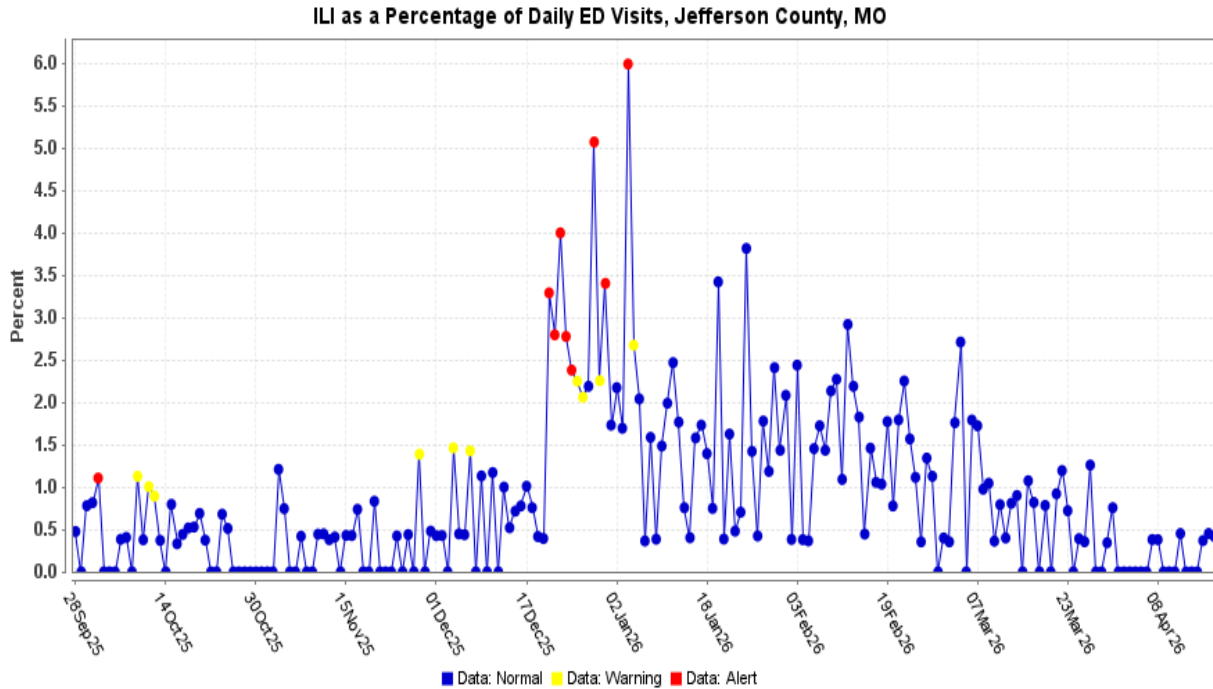
Figure 2. Number of Laboratory-Positive Influenza Cases by Week, Influenza Seasons 2022-23 to 2025-26, Jefferson County, Missouri



Syndromic Surveillance

As determined by ESSENCE, Influenza-Like-Illness (ILI³) accounted for 0.00% to 0.45% of daily visits to hospital emergency departments (EDs) for Jefferson County residents during Week 15. The number of visits to local hospital EDs for ILI ranged from zero to one per day during Week 15.

**Figure 3. Syndromic Surveillance for Influenza-Like-Illness (ILI)
Jefferson County, Missouri**

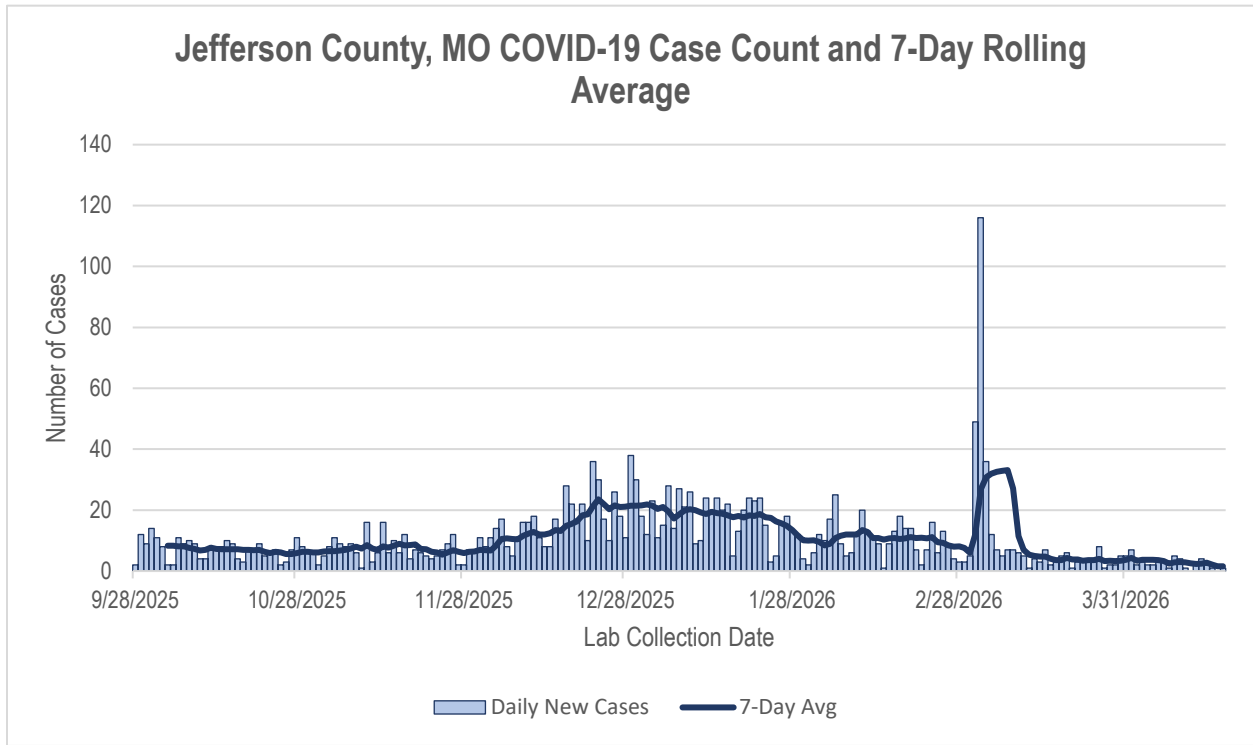


COVID-19 SURVEILLANCE

Table 3. Number of Confirmed and Probable COVID-19 Cases by Week, Jefferson County, Missouri

CDC Reporting Week	Week Start Date	Covid-19 Cases	Cumulative Total
40	9/28/2025	58	58
41	10/5/2025	49	107
42	10/12/2025	49	156
43	10/19/2025	43	199
44	10/26/2025	43	242
45	11/2/2025	56	298
46	11/9/2025	58	356
47	11/16/2025	44	400
48	11/23/2025	44	444
49	11/30/2025	75	519
50	12/7/2025	84	603
51	12/14/2025	128	731
52	12/21/2025	147	878
53	12/28/2025	143	1021
1	1/4/2026	140	1161
2	1/11/2026	124	1285
3	1/18/2026	122	1407
4	1/25/2026	70	1477
5	2/1/2026	84	1561
6	2/8/2026	72	1633
7	2/15/2026	77	1710
8	2/22/2026	57	1767
9	3/1/2026	228	1995
10	3/8/2026	35	2030
11	3/15/2026	27	2057
12	3/22/2026	24	2081
13	3/29/2026	26	2107
14	4/5/2026	20	2127
15	4/12/2026	11	2138

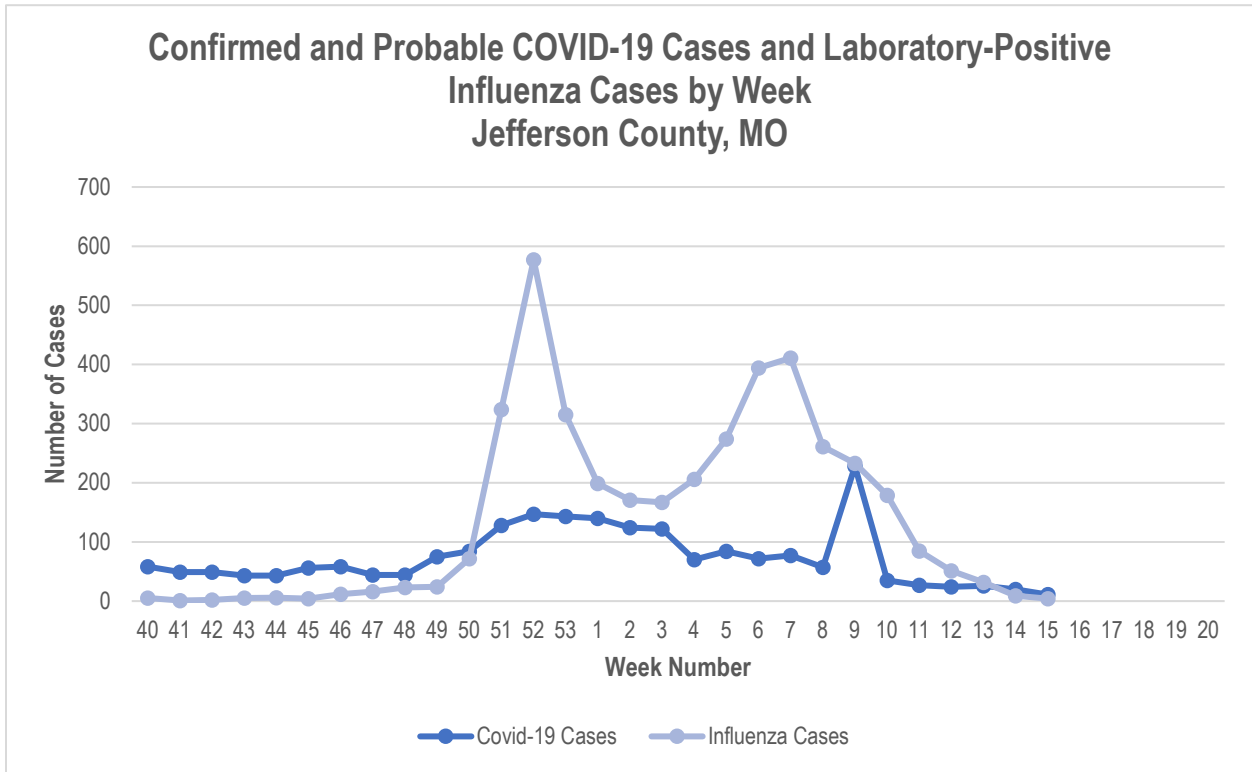
Figure 4. Confirmed and Probable COVID-19 Cases by Day and 7-Day Average, Jefferson County, Missouri
For Cases Reported 9/28/2025- 4/18/2026



Jefferson County COVID-19 Deaths

Six COVID-19 associated deaths have been reported in Jefferson County as of Week 15.

Figure 5. Simultaneous Circulation of COVID-19 and Influenza by Week, Jefferson County, Missouri



ADDITIONAL DATA SOURCES AND INFORMATION

Missouri Department of Health and Senior Services, Interactive Statewide Influenza Dashboard: <https://health.mo.gov/living/healthcondiseases/communicable/influenza/dashboard.php>

Missouri Department of Health and Senior Services, Statewide Influenza Data and Statistical Reports: <https://health.mo.gov/living/healthcondiseases/communicable/influenza/reports.php>

Centers for Disease Control and Prevention, National Influenza Surveillance: <https://www.cdc.gov/fluview/index.html>

The National Respiratory and Enteric Virus Surveillance System (NREVSS): <https://www.cdc.gov/surveillance/nrevss/>

World Health Organization, International Influenza Surveillance: <https://www.who.int/teams/global-influenza-programme/surveillance-and-monitoring/influenza-surveillance-outputs>

Passive Surveillance

Influenza is a reportable condition in the state of Missouri. JCHD conducts passive influenza surveillance by collecting and aggregating data on all laboratory-positive influenza tests in Jefferson County residents. Passive surveillance provides information on the true burden of influenza illness in Jefferson County but is limited by variations in testing and reporting practices. If diagnostic tests are not conducted on patients presenting to health care providers with influenza-like-illness, or if test results (e.g., of rapid influenza tests) are not reported to JCHD, those persons will not be included in the passive surveillance data. Thus, passive surveillance is likely an underestimate of the true burden of influenza illness in Jefferson County. Passive surveillance helps the health department to keep track of the incidence of influenza cases in the community and facilitates early detection of potential outbreaks.

Syndromic Surveillance

JCHD uses the ESSENCE system to conduct syndromic surveillance for Influenza-Like-Illness (ILI) at Missouri hospital emergency departments (EDs). ESSENCE captures data on all ED visits in persons with chief complaints (rather than final diagnoses or positive laboratory tests) of ILI. ILI chief complaints are those which include the word “influenza” or those that the ESSENCE system parses to [fever and (cough or sore throat)]. The syndromic surveillance data presented above include all ED visits for ILI from those with a Jefferson County residential address. Data from private physicians, clinics, or urgent care centers are not included in ESSENCE. Syndromic surveillance contributes to our understanding of the burden of influenza experienced by the healthcare system, as well as demonstrating the relative impact over time of influenza with respect to other illnesses.