



Promote positive health outcomes through the delivery of foundational public health services.

Respiratory Disease Surveillance Report Jefferson County, Missouri

Week 53: December 28, 2025 - January 3, 2026

OVERVIEW: The Jefferson County Health Department (JCHD) monitors influenza and other respiratory pathogens, including COVID-19, throughout Jefferson County, Missouri. The Jefferson County Health Department conducts influenza surveillance using passive surveillance and syndromic surveillance. Although influenza illness can occur year-round, the seasonal influenza reporting begins on the Morbidity and Mortality Weekly Report (MMWR¹) Week 40 of a given year and continues through MMWR Week 20 of the following calendar year. COVID-19 surveillance began in March 2020 and case reporting continues year-round. COVID-19 data reflects cases that are entered into Missouri's communicable disease database. *All data and information are conditional and may change as more reports are received.*

¹ Data is reported in epidemiologic weeks established by the CDC's Morbidity and Mortality Weekly Report (MMWR). The MMWR week starts on a Sunday and ends on Saturday. Values for MMWR week range from 1 to 53, although most years consist of 52 weeks.

INFLUENZA SURVEILLANCE

Passive Surveillance

**Table 1. Number of Laboratory-Positive² Influenza Cases by Week,
Jefferson County, Missouri**
For Cases Reported 09/28/2025- 01/03/2026

CDC Reporting Week	Week Start Date	Type A	Type B	Unknown Type	Week Total
40	9/28/2025	2	3	0	5
41	10/5/2025	1	0	0	1
42	10/12/2025	1	0	0	1
43	10/19/2025	4	0	0	4
44	10/26/2025	3	3	0	6
45	11/2/2025	2	2	0	4
46	11/9/2025	8	3	0	11
47	11/16/2025	14	1	0	15
48	11/23/2025	17	3	0	20
49	11/30/2025	20	1	0	21
50	12/7/2025	40	2	0	42
51	12/14/2025	238	11	0	249
52	12/21/2025	426	16	0	442
53	12/28/2025	213	8	0	221

² Laboratory-positive influenza includes the following test methods: rapid influenza diagnostic tests (antigen), reverse transcriptase polymerase chain reaction (RT-PCR) and other molecular assays, immunofluorescence antibody staining (Direct (DFA) or Indirect (IFA)), or viral culture.

Table 2. Number of Laboratory-Positive Influenza Cases by Age Group, Jefferson County, Missouri
For Cases Reported 09/28/2025- 01/03/2026

Jefferson County Influenza Cases 2025-26					
Age Group	Type A	Type B	Unknown Type	Total	% Total
00 to <02	69	4	0	73	6.8%
02 to 04	80	6	0	86	8.0%
05 to 14	297	22	0	319	29.6%
15 to 24	156	4	0	160	14.8%
25 to 49	198	10	0	208	19.3%
50 to 64	117	5	0	122	11.3%
65+	107	4	0	111	10.3%
TOTAL	1024	55	0	1079	100.0%

Figure 1. Percentage of Influenza Cases by Type, Jefferson County, Missouri
For Cases Reported 09/28/2025- 01/03/2026

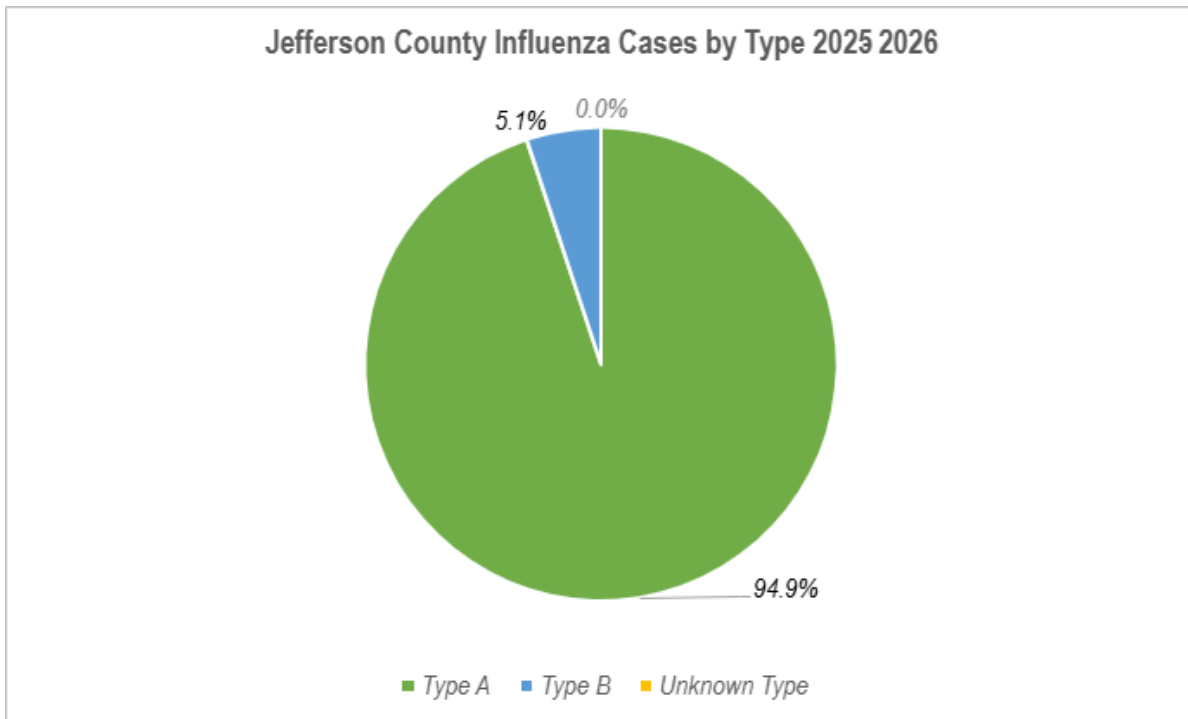
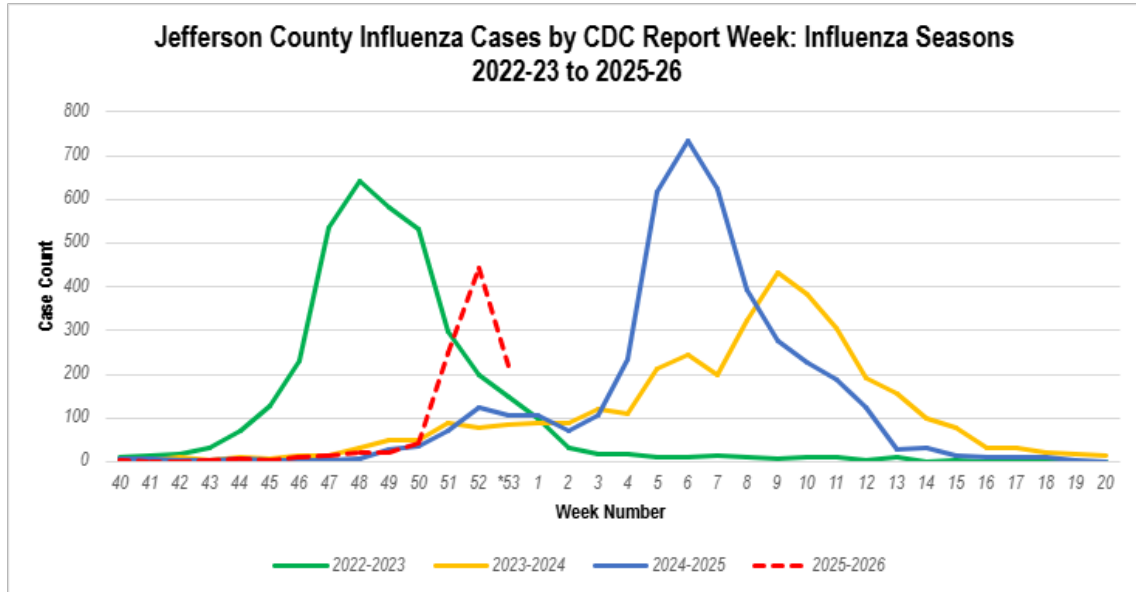


Figure 2. Number of Laboratory-Positive Influenza Cases by Week, Influenza Seasons 2022-23 to 2025-26, Jefferson County, Missouri



Jefferson County Influenza Outbreaks

No influenza outbreaks have been reported in Jefferson County as of Week 53.

Jefferson County Influenza Deaths³

No influenza-associated deaths have been reported in Jefferson County as of Week 53.

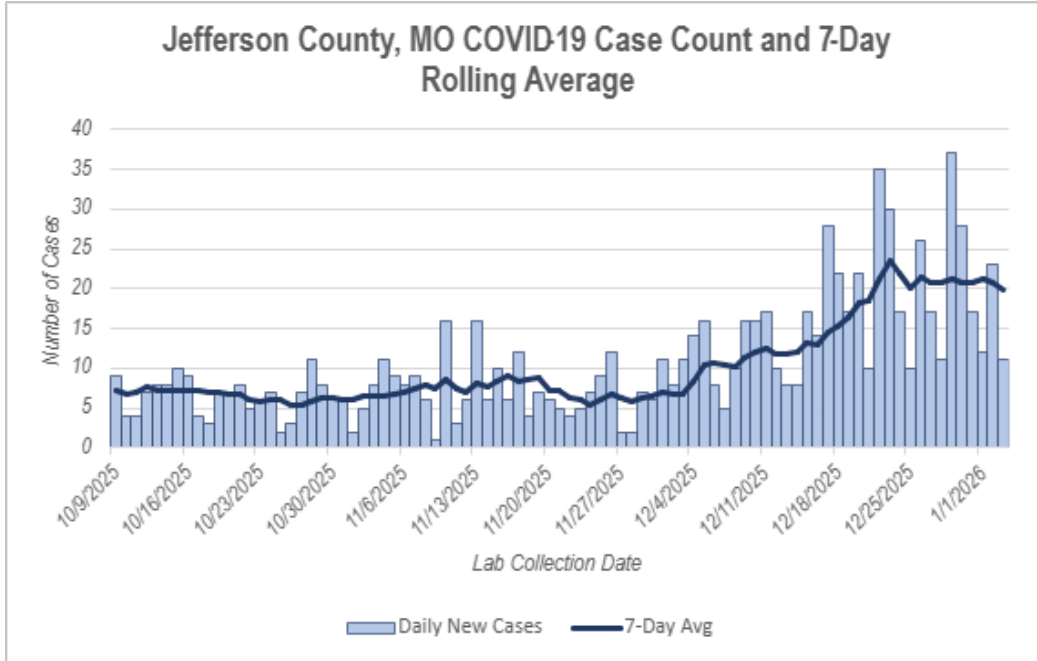
³ All influenza-associated deaths became reportable in Missouri in 2016.

COVID-19 SURVEILLANCE

**Table 3. Number of Confirmed and Probable COVID-19 Cases by Week,
Jefferson County, Missouri**
For Cases Reported 09/28/2025- 01/03/2026

CDC Week	CDC Week Start Date	Covid-19 Cases	Cumulative Covid-19 Case Total
40	9/28/2025	58	58
41	10/5/2025	49	107
42	10/12/2025	49	156
43	10/19/2025	42	198
44	10/26/2025	43	241
45	11/2/2025	56	297
46	11/9/2025	58	355
47	11/16/2025	44	399
48	11/23/2025	44	443
49	11/30/2025	74	517
50	12/7/2025	82	599
51	12/14/2025	128	727
52	12/21/2025	145	872
53	12/28/2025	139	1011

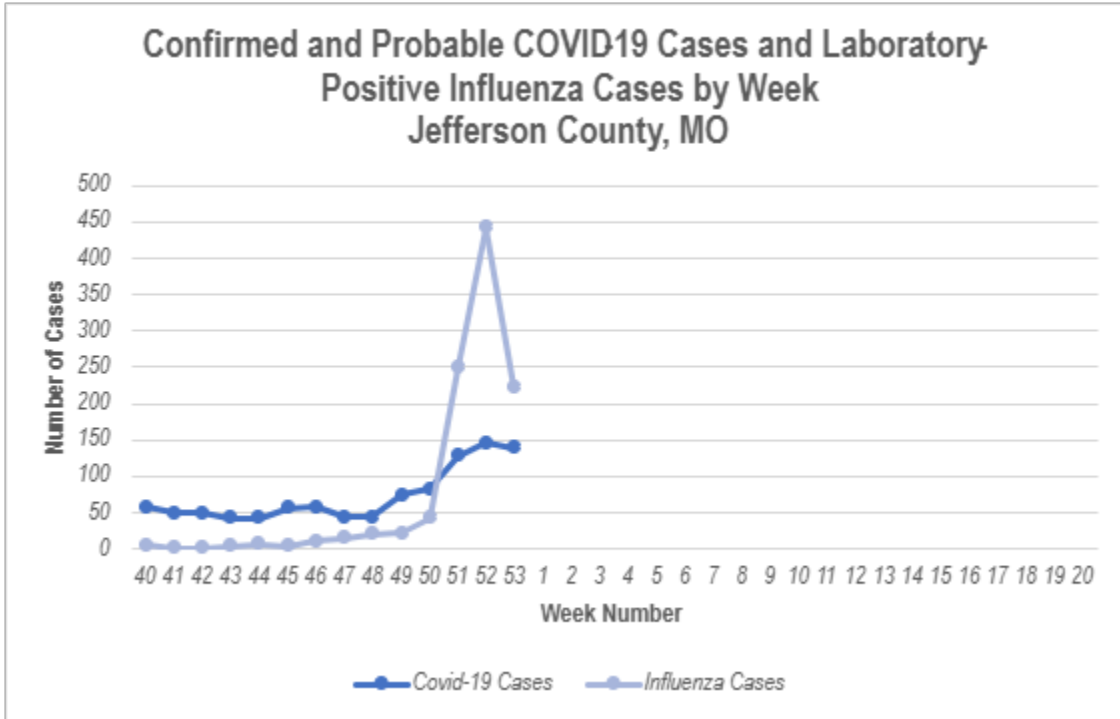
Figure 4. Confirmed and Probable COVID-19 Cases by Day and 7-Day Average, Jefferson County, Missouri
 For Cases Reported 09/28/2025- 01/03/2026



Jefferson County COVID-19 Deaths

2 COVID-19 associated deaths have been reported in Jefferson County as of Week 53.

Figure 5. Simultaneous Circulation of COVID-19 and Influenza by Week, Jefferson County, Missouri



ADDITIONAL DATA SOURCES AND INFORMATION

Missouri Department of Health and Senior Services, Interactive Statewide Influenza Dashboard: <https://health.mo.gov/living/healthcondiseases/communicable/influenza/dashboard.php>

Missouri Department of Health and Senior Services, Statewide Influenza Data and Statistical Reports: <https://health.mo.gov/living/healthcondiseases/communicable/influenza/reports.php>

Centers for Disease Control and Prevention, National Influenza Surveillance: <https://www.cdc.gov/fluview/index.html>

The National Respiratory and Enteric Virus Surveillance System (NREVSS): <https://www.cdc.gov/surveillance/nrevss/>

World Health Organization, International Influenza Surveillance: <https://www.who.int/teams/global-influenza-programme/surveillance-and-monitoring/influenza-surveillance-outputs>

Passive Surveillance

Influenza is a reportable condition in the state of Missouri. JCHD conducts passive influenza surveillance by collecting and aggregating data on all laboratory-positive influenza tests in Jefferson County residents. Passive surveillance provides information on the true burden of influenza illness in Jefferson County but is limited by variations in testing and reporting practices. If diagnostic tests are not conducted on patients presenting to health care providers with influenza-like-illness, or if test results (e.g., of rapid influenza tests) are not reported to JCHD, those persons will not be included in the passive surveillance data. Thus, passive surveillance is likely an underestimate of the true burden of influenza illness in Jefferson County. Passive surveillance helps the health department to keep track of the incidence of influenza cases in the community and facilitates early detection of potential outbreaks.

Syndromic Surveillance

JCHD uses the ESSENCE system to conduct syndromic surveillance for Influenza-Like-Illness (ILI) at Missouri hospital emergency departments (EDs). ESSENCE captures data on all ED visits in persons with chief complaints (rather than final diagnoses or positive laboratory tests) of ILI. ILI chief complaints are those which include the word “influenza” or those that the ESSENCE system parses to [fever and (cough or sore throat)]. The syndromic surveillance data presented above include all ED visits for ILI from those with a Jefferson County residential address. Data from private physicians, clinics, or urgent care centers are not included in ESSENCE. Syndromic surveillance contributes to our understanding of the burden of influenza experienced by the healthcare system, as well as demonstrating the relative impact over time of influenza with respect to other illnesses.